

CLUE

4-LEGGED METAL BASE CHAIR

CATAS EN 16139 LEVEL 1

Code OCLUEV01



DESCRIPTION

Multifunctional chair with 4-legged metal base and polypropylene shell

NOTE

Stackable up to 6 high

On request only: fire retardant version (min 300 pc)

Personalized painted frame on request (min 6 pieces)

OPTIONAL

Articulating adjustable feet

Upholstered seat & back (non-removable) in B01, B03, C01, C05, D02, D03, D04, D05, D06, P01, E01, E02, E03, E04, I01, I02, M02, M03;

Loose seat pad with anti-slip underlay in B01-B03, various finishes

TECHNICAL INFORMATION

STRUCTURE

8mm polypropylene frame; colors: White, Beige, Grey, Umbra Grey, Ocher, Burnt Orange, Olive Green, Cobalt Blue, Dark Brown.

Polypropylene cover

LEGS / FRAME / BASE

16X2 high resistant steel tubes; chromed or epoxy powder painted in aluminum, white or shadow grey

PADDING

Loose seat pad (optional): expanded elastic PVC, thickness 10 mm, density 135 Kg/m³

Upholstered seat & back (optional): expanded polyurethane, thickness 10 mm, density 50 Kg/m³

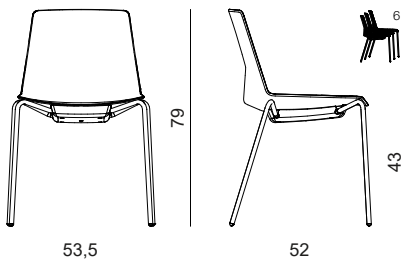
SIZES

All sizes in mm

chair
L 535 H 790 D 520

seat
L 460 H 430 D 410

backrest
L 400 H 380



WEIGHT

Net weight a chair: 5,15 Kg
Gross weight a chair: 6,15 Kg

PACKAGING

2 disassembled chairs per box
545×545×525

VOLUME

M3 box: 0,16

CLUE

4-LEG CHAIR WITH INTEGRAL ARMS, METAL FRAME





Code OCLUEV06

DESCRIPTION

Multifunctional chair with 4-legged metal base and polypropylene shell; integral arms.

NOTE

On request only: fire retardant version (min 300 pc) 
Personalized painted frame on request (min 6 pieces) 
Stackable up to 6 high

OPTIONAL

Articulating adjustable feet

Upholstered seat & back (non-removable) in B01, B03, C01, C05, D02, D03, D04, D05, D06, P01, E01, E02, E03, E04, I01, I02, M02, M03;

Loose seat pad with anti-slip underlay in B01-B03, various finishes

TECHNICAL INFORMATION

STRUCTURE

8mm polypropylene frame; colors: White, Beige, Grey, Umbra Grey, Ocher, Burnt Orange, Olive Green, Cobalt Blue, Dark Brown.

Polypropylene cover

LEGS / FRAME / BASE

16X2 high resistant steel tubes; chromed or epoxy powder painted in aluminum, white or shadow grey

PADDING

Loose seat pad (optional): expanded elastic PVC, thickness 10 mm, density 135 Kg/m³

Upholstered seat & back (optional): expanded polyurethane, thickness 10 mm, density 50 Kg/m³

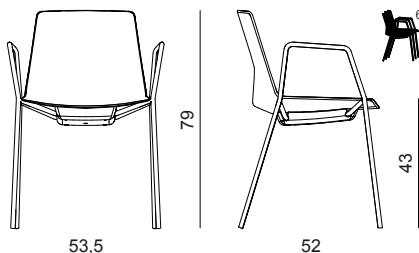
SIZES

All sizes in mm

chair
L 535 H 790 D 520

seat
L 460 H 430 D 410

backrest
L 400 H 380



WEIGHT

Net weight a chair: 6,0 Kg
Gross weight a chair: 7,3 Kg

PACKAGING

2 disassembled chairs per box
550×570×720

VOLUME

M3 box: 0,23

CLUE

METAL SLED CHAIR

CATAS EN 16139 LEVEL 1, UNI EN 1022, UNI EN 1728



Code OCLUEV02


DESCRIPTION

Multifunctional chair with sled metal base and polypropylene shell

NOTE

Stackable up to 6 high

On request only: fire retardant version (min 300 pc) 

Personalized painted frame on request (min 6 pieces) 

OPTIONAL

Linking device

Upholstered seat & back (non-removable) in B01, B03, C01, C05, D02, D03, D04, D05, D06, P01, E01, E02, E03, E04, I01, I02, M02, M03;

Loose seat pad with anti-slip underlay in B01-B03, various finishes

TECHNICAL INFORMATION

STRUCTURE

8mm polypropylene frame; colors: White, Beige, Grey, Umbra Grey, Ocher, Burnt Orange, Olive Green, Cobalt Blue, Dark Brown.

Polypropylene cover

LEGS / FRAME / BASE

12mm steel rod; chromed or epoxy powder painted in aluminum, white or shadow grey

PADDING

Loose seat pad (optional): expanded elastic PVC, thickness 10 mm, density 135 Kg/m³

Upholstered seat & back (optional): expanded polyurethane, thickness 10 mm, density 50 Kg/m³

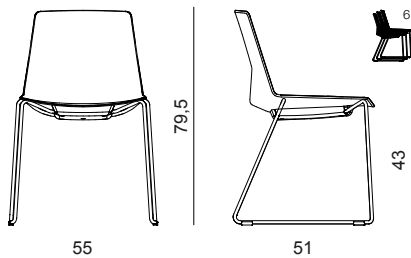
SIZES

All sizes in mm

chair
L 550 H 795 D 510

seat
L 460 H 430 D 410

backrest
L 400 H 380



WEIGHT

Net weight a chair: 6,85 Kg

Gross weight a chair: 7,85 Kg

PACKAGING

2 disassembled chairs per box

545×545×525

VOLUME

M3 box: 0,16

CLUE

WOODEN 4 LEG CHAIR

CATAS EN 16139 LEVEL 1, UNI EN 1022, UNI EN 1728





Code OCLUEV03

DESCRIPTION

Multifunctional chair with solid beech base and polypropylene shell

NOTE

On request only: fire retardant version (min 300 pc) 
Personalized painted frame on request (min 6 pieces) 

OPTIONAL

Nylon feet supplied with felt pads for wooden flooring

Upholstered seat & back (non-removable) in B01, B03, C01, C05, D02, D03, D04, D05, D06, P01, E01, E02, E03, E04, I01, I02, M02, M03;

Loose seat pad with anti-slip underlay in B01-B03, various finishes

TECHNICAL INFORMATION

STRUCTURE

8mm polypropylene frame; colors: White, Beige, Grey, Umbra Grey, Ocher, Burnt Orange, Olive Green, Cobalt Blue, Dark Brown.

Polypropylene cover

LEGS / FRAME / BASE

Solid Ash with natural or walnut finish

PADDING

Loose seat pad (optional): expanded elastic PVC, thickness 10 mm, density 135 Kg/m³

Upholstered seat & back (optional): expanded polyurethane, thickness 10 mm, density 50 Kg/m³

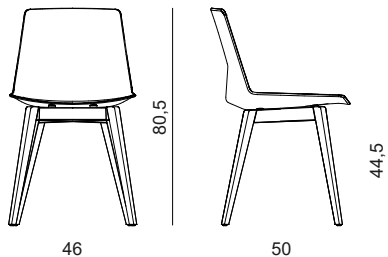
SIZES

All sizes in mm

chair
L 460 H 805 D 500

seat
L 460 H 445 D 410

backrest
L 400 H 380



WEIGHT

Net weight a chair: 4,85 Kg
Gross weight a chair: 6,85 Kg

PACKAGING

1 package with two shells +
1 package with two stems

VOLUME

M3 box: 0,24

CLUE

SPIDER BASE CHAIR, METAL FRAME





Code OCLUEV04

DESCRIPTION

Multifunctional chair with metal swivel base and polypropylene shell

NOTE

On request only: fire retardant version (min 300 pc) 
Personalized painted frame on request (min 6 pieces) 

OPTIONAL

Upholstered seat & back (non-removable) in B01, B03, C01, C05, D02, D03, D04, D05, D06, P01, E01, E02, E03, E04, I01, I02, M02, M03;
Loose seat pad with anti-slip underlay in B01-B03, various finishes

TECHNICAL INFORMATION

STRUCTURE

8mm polypropylene frame; colors: White, Beige, Grey, Umbra Grey, Ocher, Burnt Orange, Olive Green, Cobalt Blue, Dark Brown.
Steel reinforced nylon plate

LEGS / FRAME / BASE

30×15 steel oval tube 2mm thickness chromed or epoxy powder painted in aluminum, white or shadow grey

ARMS

Chromed or epoxy powder-coated steel arms in aluminum, white, or shadow grey
Brushed die-cast aluminum arms

PADDING

Loose seat pad (optional): expanded elastic PVC, thickness 10 mm, density 135 Kg/m³
Upholstered seat & back (optional): expanded polyurethane, thickness 10 mm, density 50 Kg/m³

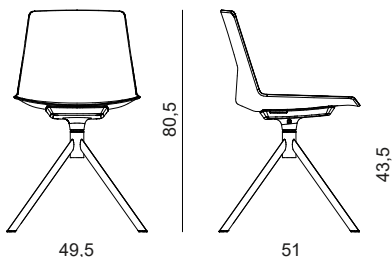
SIZES

All sizes in mm

chair
L 495 H 805 D 510

seat
L 460 H 435 D 410

backrest
L 400 H 380



WEIGHT

Net weight a chair: 5,8 Kg
Gross weight a chair: 7,8 Kg

PACKAGING

1 package with two shells +
1 package with two stems

VOLUME

M3 box: 0,26

CLUE

SPIDER BASE CHAIR, WOODEN FRAME



Code OCLUEV05

DESCRIPTION

Multifunctional chair with swivel wooden legged base and polypropylene shell

NOTE

Personalized painted frame on request (min 6 pieces) 🎨

OPTIONAL

Nylon feet supplied with felt pads for wooden flooring

Upholstered seat & back (non-removable) in B01, B03, C01, C05, D02, D03, D04, D05, D06, P01, E01, E02, E03, E04, I01, I02, M02, M03;

Loose seat pad with anti-slip underlay in B01-B03, various finishes

TECHNICAL INFORMATION

STRUCTURE

8mm polypropylene frame; colors: White, Beige, Grey, Umbra Grey, Ocher, Burnt Orange, Olive Green, Cobalt Blue, Dark Brown.

Steel reinforced nylon plate

LEGS / FRAME / BASE

Legs in solid ash wood with oak or walnut finish; steel trestle painted with epoxy powder in white or shadow grey

ARMS

Chromed or epoxy powder-coated steel arms in aluminum, white, or shadow grey

Brushed die-cast aluminum arms

PADDING

Loose seat pad (optional): expanded elastic PVC, thickness 10 mm, density 135 Kg/m³

Upholstered seat & back (optional): expanded polyurethane, thickness 10 mm, density 50 Kg/m³

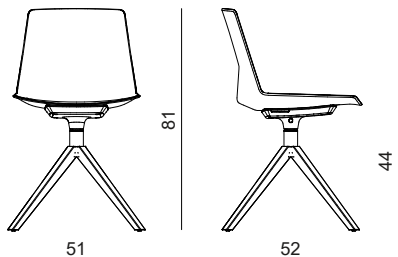
SIZES

All sizes in mm

chair
L 510 H 810 D 520

seat
L 460 H 440 D 410

backrest
L 400 H 380



WEIGHT

Net weight a chair: 5,7Kg
Gross weight a chair: 7,7 Kg

PACKAGING

1 package with two shells +
1 package with two stems

VOLUME

M3 box: 0,26

CLUE

SWIVEL CHAIR 5-STAR BASE WITH WHEELS



Code OCLUEA01

DESCRIPTION

Multifunctional swivel chair with polypropylene shell and 5-star base

NOTE

On request only: fire retardant version (min 300 pc) 

OPTIONAL

Various types of wheel brakes

Swivel tablet - **CATAS** EN 16139 2° Level (Extreme use)

Upholstered seat & back (non-removable) in B01, B03, C01, C05, D02, D03, D04, D05, D06, P01, E01, E02, E03, E04, I01, I02, M02, M03;

Loose seat pad with anti-slip underlay in B01-B03, various finishes

TECHNICAL INFORMATION

STRUCTURE

8mm polypropylene frame; colors: White, Beige, Grey, Umbra Grey, Ocher, Burnt Orange, Olive Green, Cobalt Blue, Dark Brown.

LEGS / FRAME / BASE

Die-cast aluminum Ø670mm painted aluminum, white or shadow grey.

ARMS

Chromed or epoxy powder-coated steel arms in aluminum, white, or shadow grey.
Brushed die-cast aluminum arms

MACHANISM

0-100mm gas lift; with lever

PADDING

Loose seat pad (optional): expanded elastic PVC, thickness 10 mm, density 135 Kg/m³

Upholstered seat & back (optional): expanded polyurethane, thickness 10 mm, density 50 Kg/m³

SIZES

All sizes in mm

chair

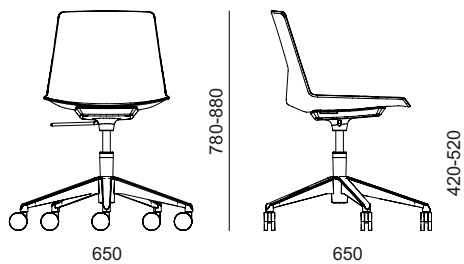
L 650 H 780-880 D 650

seat

L 460 H 420-520 D 410

backrest

L 400 H 380



WEIGHT

Net weight a chair: 6,4 Kg

Gross weight a chair: 8,4 Kg

PACKAGING

1 disassembled chair per box

610×640×340

VOLUME

M3 box: 0,13

CLUE

CHAIR 4-STAR BASE WITH WHEELS



Code OCLUEA02

DESCRIPTION

Multifunctional swivel chair with polypropylene shell and 4-star base

OPTIONAL

Various types of wheel brakes

Upholstered seat & back (non-removable) in B01, B03, C01, C05, D02, D03, D04, D05, D06, P01, E01, E02, E03, E04, I01, I02, M02, M03;

Loose seat pad with anti-slip underlay in B01-B03, various finishes

TECHNICAL INFORMATION

STRUCTURE

8mm polypropylene frame; colors: White, Beige, Grey, Umbra Grey, Ocher, Burnt Orange, Olive Green, Cobalt Blue, Dark Brown.

LEGS / FRAME / BASE

Ø700mm 4-star base on castors made of ø20mm 2mm thick steel tube; silver/white/anthracite epoxy powder coated or chromed; steel reinforced nylon upper plate in a matching finish to the base

ARMS

Chromed or epoxy powder-coated steel arms in aluminum, white, shadow grey or chrome.
Brushed die-cast aluminum arms

PADDING

Loose seat pad (optional): expanded elastic PVC, thickness 10 mm, density 135 Kg/m³

Upholstered seat & back (optional): expanded polyurethane, thickness 10 mm, density 50 Kg/m³

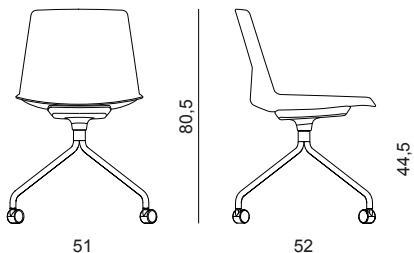
SIZES

All sizes in mm

chair
L 510 H 805 D 520

seat
L 460 H 445 D 410

backrest
L 400 H 380



WEIGHT

Net weight a chair: 5,8 Kg
Gross weight a chair: 7,8 Kg

PACKAGING

1 disassembled chair per box
560×530×480

VOLUME

M3 box: 0,14

CLUE

4-LEGGED METAL BASE STOOL H. 75 CM



Code OCLUES01

DESCRIPTION

Stool with 4-legged metal base and polypropylene shell



OPTIONAL

Upholstered seat & back (non-removable) in B01, B03, C01, C05, D02, D03, D04, D05, D06, P01, E01, E02, E03, E04, I01, I02, M02, M03;

Loose seat pad with anti-slip underlay in B01-B03, various finishes

Articulating adjustable feet

NOTE

On request only: fire retardant version (min 300 pc) 
Personalized painted frame on request (min 2 pieces) 

TECHNICAL INFORMATION

STRUCTURE

8mm polypropylene frame; colors: White, Beige, Grey, Umbra Grey, Ocher, Burnt Orange, Olive Green, Cobalt Blue, Dark Brown.

LEGS / FRAME / BASE

Chromed frame in 16X2 mm steel tubes and steel rod

PADDING

Loose seat pad (optional): expanded elastic PVC, thickness 10 mm, density 135 Kg/m³

Upholstered seat & back (optional): expanded polyurethane, thickness 10 mm, density 50 Kg/m³

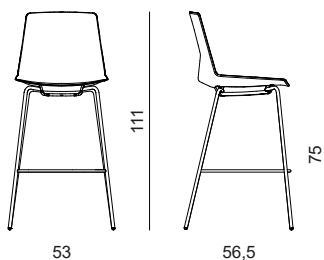
SIZES

All sizes in mm

chair
L 530 H 1110 D 565

seat
L 460 H 750 D 410

backrest
L 400 H 380



WEIGHT

Net weight a chair: 6,7 Kg
Gross weight a chair: 9,2 Kg

PACKAGING

1 disassembled chair per box
560×580×750

VOLUME

M3 box: 0,24

CLUE

SWIVEL BASE AND GAS LIFT STOOL



Code OCLUES03

DESCRIPTION

Stool with polypropylene body and height adjustable swivel base

OPTIONAL

Upholstered seat & back (non-removable) in B01, B03, C01, C05, D02, D03, D04, D05, D06, P01, E01, E02, E03, E04, I01, I02, M02, M03;

Loose seat pad with anti-slip underlay in B01-B03, various finishes

NOTE

On request only: fire retardant version (min 300 pc) 

TECHNICAL INFORMATION

STRUCTURE

8mm polypropylene frame; colors: White, Beige, Grey, Umbra Grey, Ocher, Burnt Orange, Olive Green, Cobalt Blue, Dark Brown.

LEGS / FRAME / BASE

Chrome plated ballast with gas lift footrest

MACHANISM

Gas lift

PADDING

Loose seat pad (optional): expanded elastic PVC, thickness 10 mm, density 135 Kg/m³

Upholstered seat & back (optional): expanded polyurethane, thickness 10 mm, density 50 Kg/m³

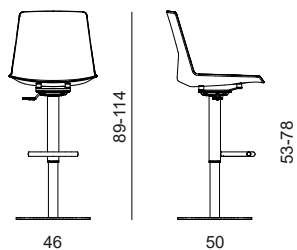
SIZES

All sizes in mm

chair
L 460 H 890-1140 D 500

seat
L 460 H 530-780 D 410

backrest
L 400 H 380



WEIGHT

Net weight a chair: 20,7 Kg
Gross weight a chair: 23,7 Kg

PACKAGING

1 disassembled chair per box
570×540×1070

VOLUME

M3 box: 0,33

CLUE

SWIVEL STOOL 5-STAR BASE



Code OCLUES04

DESCRIPTION

Stool with polypropylene body, height adjustable swivel base, height adjustable footrest

OPTIONAL

Upholstered seat & back (non-removable) in B01, B03, C01, C05, D02, D03, D04, D05, D06, P01, E01, E02, E03, E04, I01, I02, M02, M03;

Loose seat pad with anti-slip underlay in B01-B03, various finishes

NOTE

On request only: fire retardant version (min 300 pc) 

TECHNICAL INFORMATION

STRUCTURE

8mm polypropylene frame; colors: White, Beige, Grey, Umbra Grey, Ocher, Burnt Orange, Olive Green, Cobalt Blue, Dark Brown.

LEGS / FRAME / BASE

Die-cast aluminum Ø670mm painted aluminum or white; colored footrest plate, adjustable in height.

ARMS

Chromed or epoxy powder-coated steel arms in aluminum, white, shadow grey or chrome.
Brushed die-cast aluminum arms

MACHANISM

0-100mm gas lift; with lever

PADDING

Loose seat pad (optional): expanded elastic PVC, thickness 10 mm, density 135 Kg/m³

Upholstered seat & back (optional): expanded polyurethane, thickness 10 mm, density 50 Kg/m³

SIZES

All sizes in mm

chair

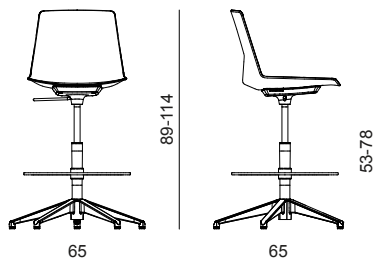
L 650 H 890-1140 D 650

seat

L 460 H 530-780 D 410

backrest

L 400 H 380



WEIGHT

Net weight a chair: 7,7 Kg

Gross weight a chair: 9,7 Kg

PACKAGING

1 disassembled chair per box

610×640×450

VOLUME

M3 box: 0,18

CLUE

2-PERSON BENCH





Code OCLUE201

DESCRIPTION

2-person bench

NOTE

On request only: fire retardant version (min 300 pc) 
Personalized painted frame on request (min 2 pieces) 

OPTIONAL

Table for seat substitution;

Upholstered seat & back (non-removable) in B01, B03, C01, C05, D02, D03, D04, D05, D06, P01, E01, E02, E03, E04, I01, I02, M02, M03;

Loose seat pad with anti-slip underlay in B01-B03, various finishes

TECHNICAL INFORMATION

STRUCTURE

8mm Polypropylene frame; colors: White, Beige, Grey, Umbra Grey, Ocher, Burnt Orange, Olive Green, Cobalt Blue, Dark Brown.

LEGS / FRAME / BASE

Steel 40×40 tube painted aluminum or shadow grey
80×40×2 beam in aluminum painted steel

PADDING

Loose seat pad (optional): expanded elastic PVC, thickness 10 mm, density 135 Kg/m³

Upholstered seat & back (optional): expanded polyurethane, thickness 10 mm, density 50 Kg/m³

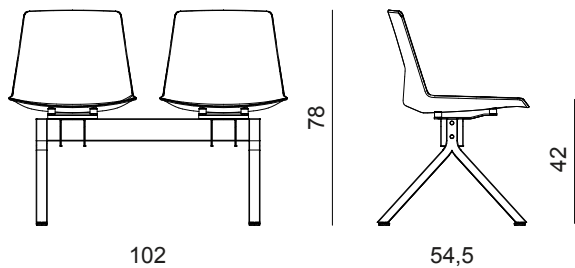
SIZES

All sizes in mm

bench
L 1020 H 780 D 545

seat
L 460 H 420 D 410

backrest
L 400 H 380



WEIGHT

Net weight: 9,25 Kg
Gross weight: 10,25 Kg

PACKAGING

3 packages

VOLUME

M3 box: 0,16

CLUE

3-PERSON BENCH





Code OCLUE301

DESCRIPTION

3-person bench

NOTE

On request only: fire retardant version (min 300 pc) 
Personalized painted frame on request (min 2 pieces) 

OPTIONAL

Table for seat substitution;

Upholstered seat & back (non-removable) in B01, B03, C01, C05, D02, D03, D04, D05, D06, P01, E01, E02, E03, E04, I01, I02, M02, M03;

Loose seat pad with anti-slip underlay in B01-B03, various finishes

TECHNICAL INFORMATION

STRUCTURE

8mm Polypropylene frame; colors: White, Beige, Grey, Umbra Grey, Ocher, Burnt Orange, Olive Green, Cobalt Blue, Dark Brown.

LEGS / FRAME / BASE

Steel 40×40 tube painted aluminum or shadow grey
80×40×2 beam in aluminum painted steel

PADDING

Loose seat pad (optional): expanded elastic PVC, thickness 10 mm, density 135 Kg/m³

Upholstered seat & back (optional): expanded polyurethane, thickness 10 mm, density 50 Kg/m³

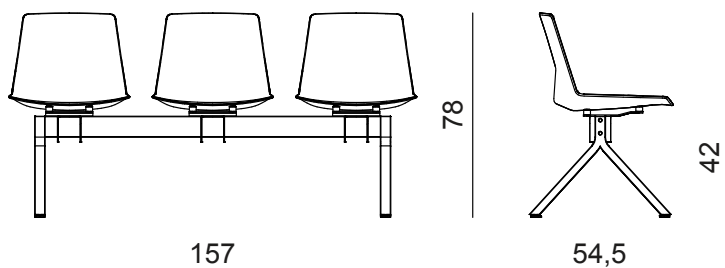
SIZES

All sizes in mm

bench
L 1570 H 780 D 545

seat
L 460 H 420 D 410

backrest
L 400 H 380



WEIGHT

Net weight: 12,25 Kg
Gross weight: 13,25 Kg

PACKAGING

3 packages


VOLUME

M3 box: 0,17

CLUE

4-PERSON BENCH



Code OCLUE401



DESCRIPTION

4-person bench

NOTE

On request only: fire retardant version (min 300 pc) 
Personalized painted frame on request (min 2 pieces) 

OPTIONAL

Table for seat substitution;

Upholstered seat & back (non-removable) in B01, B03, C01, C05, D02, D03, D04, D05, D06, P01, E01, E02, E03, E04, I01, I02, M02, M03;

Loose seat pad with anti-slip underlay in B01-B03, various finishes

TECHNICAL INFORMATION

STRUCTURE

8mm Polypropylene frame; colors: White, Beige, Grey, Umbra Grey, Ocher, Burnt Orange, Olive Green, Cobalt Blue, Dark Brown.

LEGS / FRAME / BASE

Steel 40×40 tube painted aluminum or shadow grey

80×40×2 beam in aluminum painted steel

PADDING

Loose seat pad (optional): expanded elastic PVC, thickness 10 mm, density 135 Kg/m³

Upholstered seat & back (optional): expanded polyurethane, thickness 10 mm, density 50 Kg/m³

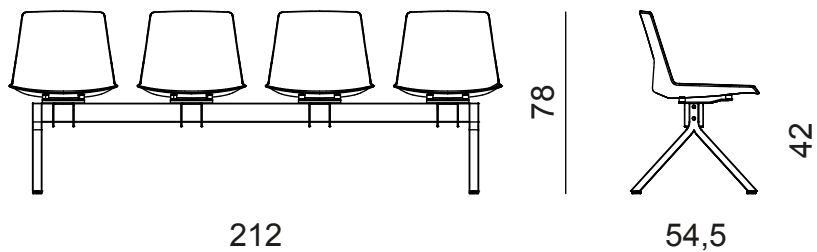
SIZES

All sizes in mm

bench
L 2120 H 780 D 545

seat
L 460 H 420 D 410

backrest
L 400 H 380



WEIGHT

Net weight: 15,5 Kg
Gross weight: 17,0 Kg

PACKAGING

4 packages

VOLUME

M3 box: 0,3

CLUE

FULLY UPHOLSTERED 4-LEG CHAIR, METAL FRAME



Code OCLUEV21

DESCRIPTION

Multifunctional chair with 4-legged metal base and upholstered shell

NOTE

Personalized painted frame on request (min 6 pieces) 🌈

OPTIONAL

Articulating adjustable feet

TECHNICAL INFORMATION

STRUCTURE

8 mm polypropylene frame with upholstered body; polypropylene cover

LEGS / FRAME / BASE

16X2 high resistant steel tubes; chromed or epoxy powder painted in aluminum, white or shadow grey

PADDING (POLYURETHANE FOAM)

Seat: thickness 20 mm, density 50 Kg/m³

Backrest: thickness 20 mm, density 50 Kg/m³

UPHOLSTERY

categories B01, B03, C01, C05, D02, D03, D04, D05, D06, P01, E01, E02, E03, E04, I01, I02, M02, M03 ;
(see "FINISHING COLLECTION" folder)

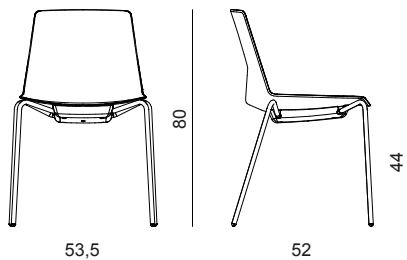
SIZES

All sizes in mm

chair
L 535 H 800 D 520

seat
L 470 H 430 D 410

backrest
L 400 H 380



WEIGHT

Net weight a chair: 5,85 Kg

Gross weight a chair: 6,85 Kg

PACKAGING

2 disassembled chairs per box

545×545×525

VOLUME

M3 box: 0,16

CLUE

FULLY UPHOLSTERED 4-LEG CHAIR WITH INTEGRAL ARMS, METAL FRAME



Code OCLUEV26

DESCRIPTION

Multifunctional chair with 4-legged metal base and upholstered shell; integral arms.

NOTE

Personalized painted frame on request (min 6 pieces) 🌈

OPTIONAL

Articulating adjustable feet

TECHNICAL INFORMATION

STRUCTURE

8 mm polypropylene frame with upholstered body; polypropylene cover

LEGS / FRAME / BASE

16X2 high resistant steel tubes; chromed or epoxy powder painted in aluminum, white or shadow grey

PADDING (POLYURETHANE FOAM)

Seat: thickness 20 mm, density 50 Kg/m³

Backrest: thickness 20 mm, density 50 Kg/m³

UPHOLSTERY

categories B01, B03, C01, C05, D02, D03, D04, D05, D06, P01, E01, E02, E03, E04, I01, I02, M02, M03 ;
(see "FINISHING COLLECTION" folder)

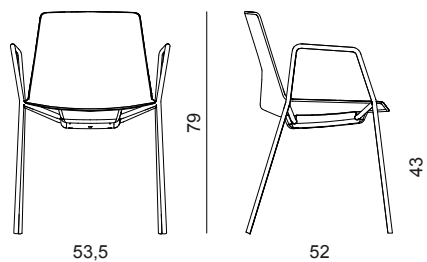
SIZES

All sizes in mm

chair
L 535 H 800 D 520

seat
L 470 H 430 D 410

backrest
L 400 H 380



WEIGHT

Net weight a chair: 6,75 Kg
Gross weight a chair: 8,0 Kg

PACKAGING

2 disassembled chairs per box
550×570×720

VOLUME

M3 box: 0,23

CLUE

FULLY UPHOLSTERED SLED BASE CHAIR, METAL FRAME

CATAS EN 16139 LEVEL 1, UNI EN 1022, UNI EN 1728

Code OCLUEV22



DESCRIPTION

Multifunctional chair with metal sled base and upholstered shell

NOTE

Personalized painted frame on request (min 6 pieces) 🎨

OPTIONAL

Linking device

TECHNICAL INFORMATION

STRUCTURE

8 mm polypropylene frame with upholstered body; polypropylene cover

LEGS / FRAME / BASE

12mm steel rod; chromed or epoxy powder painted in aluminum, white or shadow grey

PADDING (POLYURETHANE FOAM)

Seat: thickness 20 mm, density 50 Kg/m³

Backrest: thickness 20 mm, density 50 Kg/m³

UPHOLSTERY

categories B01, B03, C01, C05, D02, D03, D04, D05, D06, P01, E01, E02, E03, E04, I01, I02, M02, M03 ;
(see "FINISHING COLLECTION" folder)

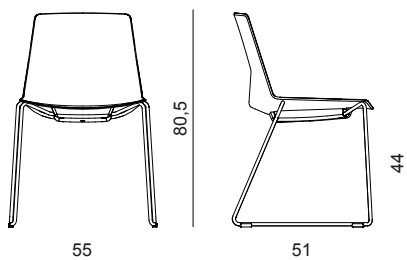
SIZES

All sizes in mm

chair
L 550 H 805 D 520

seat
L 460 H 430 D 410

backrest
L 400 H 380



WEIGHT

Net weight a chair: 7,55 Kg
Gross weight a chair: 8,55 Kg

PACKAGING

2 disassembled chairs per box
545×545×525

VOLUME

M3 box: 0,16

CLUE

FULLY UPHOLSTERED 4-LEG CHAIR, WOODEN FRAME

CATAS EN 16139 LEVEL 1, UNI EN 1022, UNI EN 1728



Code OCLUEV23

DESCRIPTION

Multifunctional chair with solid beech base and upholstered shell

NOTE

Personalized painted frame on request (min 6 pieces) 🌈

OPTIONAL

Nylon feet supplied with felt pads for wooden flooring

TECHNICAL INFORMATION

STRUCTURE

8 mm polypropylene frame with upholstered body

LEGS / FRAME / BASE

Solid Ash with natural or walnut finish

PADDING (POLYURETHANE FOAM)

Seat: thickness 20 mm, density 50 Kg/m³

Backrest: thickness 20 mm, density 50 Kg/m³

UPHOLSTERY

categories B01, B03, C01, C05, D02, D03, D04, D05, D06, P01, E01, E02, E03, E04, I01, I02, M02, M03 ;
(see "FINISHING COLLECTION" folder)

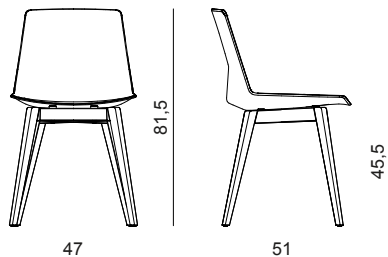
SIZES

All sizes in mm

chair
L 470 H 815 D 510

seat
L 460 H 445 D 410

backrest
L 400 H 380



WEIGHT

Net weight a chair: 5,55 Kg

Gross weight a chair: 6,55 Kg

PACKAGING

1 package with two shells +

1 package with two stems

VOLUME

M3 box: 0,24

CLUE

FULLY UPHOLSTERED SPIDER BASE CHAIR, METAL FRAME



Code OCLUEV24

DESCRIPTION

Multifunctional chair with metal swivel base and upholstered shell

NOTE

Personalized painted frame on request (min 6 pieces) 🌈

TECHNICAL INFORMATION

STRUCTURE

8 mm polypropylene frame with upholstered body; steel reinforced nylon plate

LEGS / FRAME / BASE

30×15 steel oval tube 2mm thickness chromed or epoxy powder painted in aluminum, white or shadow grey

ARMS

Chromed or epoxy powder-coated steel arms in aluminum, white, or shadow grey
Brushed die-cast aluminum arms

PADDING (POLYURETHANE FOAM)

Seat: thickness 20 mm, density 50 Kg/m³
Backrest: thickness 20 mm, density 50 Kg/m³

UPHOLSTERY

categories B01, B03, C01, C05, D02, D03, D04, D05, D06, P01, E01, E02, E03, E04, I01, I02, M02, M03 ;
(see "FINISHING COLLECTION" folder)

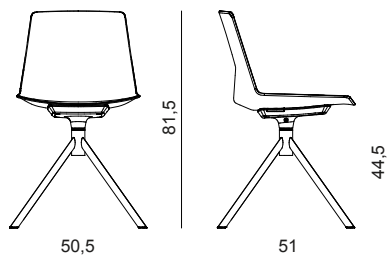
SIZES

All sizes in mm

chair
L 505 H 815 D 510

seat
L 470 H 445 D 410

backrest
L 400 H 380



WEIGHT

Net weight a chair: 6,5 Kg
Gross weight a chair: 8,5 Kg

PACKAGING

1 package with two shells +
1 package with two stems

VOLUME

M3 box: 0,26

CLUE

FULLY UPHOLSTERED SPIDER BASE CHAIR - WOODEN FRAME



Code OCLUEV25

DESCRIPTION

Multifunctional chair with swivel wooden legged base and upholstered shell

NOTE

Personalized painted frame on request (min 6 pieces) 🌈

OPTIONAL

Nylon feet supplied with felt pads for wooden flooring

TECHNICAL INFORMATION

STRUCTURE

8 mm polypropylene frame with upholstered body; steel reinforced nylon plate

LEGS / FRAME / BASE

Legs in solid ash wood with oak or walnut finish; steel trestle painted with epoxy powder in white or shadow grey

ARMS

Chromed or epoxy powder-coated steel arms in aluminum, white, or shadow grey
Brushed die-cast aluminum arms

PADDING (POLYURETHANE FOAM)

Seat: thickness 20 mm, density 50 Kg/m³

Backrest: thickness 20 mm, density 50 Kg/m³

UPHOLSTERY

categories B01, B03, C01, C05, D02, D03, D04, D05, D06, P01, E01, E02, E03, E04, I01, I02, M02, M03 ;
(see "FINISHING COLLECTION" folder)

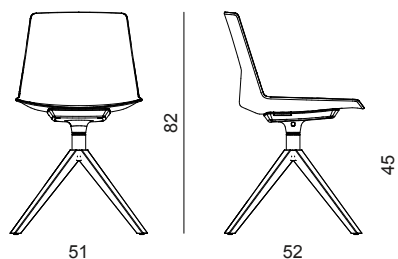
SIZES

All sizes in mm

chair
L 510 H 820 D 520

seat
L 470 H 450 D 410

backrest
L 400 H 380



WEIGHT

Net weight a chair: 6,4 Kg
Gross weight a chair: 8,4 Kg

PACKAGING

1 package with two shells +
1 package with two stems

VOLUME

M3 box: 0,26

CLUE

FULLY UPHOLSTERED CHAIR, 5-STAR SWIVEL FRAME CON CASTORS



Code OCLUEA21

DESCRIPTION

Multifunctional swivel chair with upholstered shell and 5-star base.

OPTIONAL

Various types of wheel brakes

Swivel tablet - **CATAS** EN 16139 2° Level (Extreme use)

TECHNICAL INFORMATION

STRUCTURE

8 mm polypropylene frame with upholstered body

LEGS / FRAME / BASE

Die-cast aluminum Ø670mm painted aluminum, white or shadow grey

ARMS

Chromed or epoxy powder-coated steel arms in aluminum, white, or shadow grey

Brushed die-cast aluminum arms

MACHANISM

0-100mm gas lift; with lever

PADDING (POLYURETHANE FOAM)

Seat: thickness 20 mm, density 50 Kg/m³

Backrest: thickness 20 mm, density 50 Kg/m³

UPHOLSTERY

categories B01, B03, C01, C05, D02, D03, D04, D05, D06, P01, E01, E02, E03, E04, I01, I02, M02, M03 ;
(see "FINISHING COLLECTION" folder)

SIZES

All sizes in mm

chair

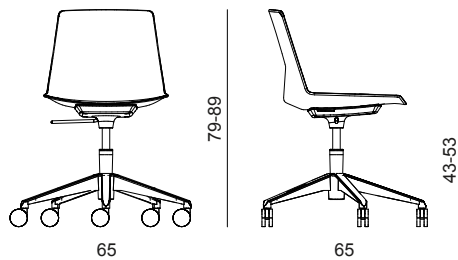
L 650 H 790-890 D 650

seat

L 460 H 430-530 D 410

backrest

L 400 H 380



WEIGHT

Net weight a chair: 7,1 Kg

Gross weight a chair: 9,1 Kg

PACKAGING

1 disassembled chair per box

610×640×340

VOLUME

M3 box: 0,13

CLUE

FULLY UPHOLSTERED CHAIR, 4-STAR BASE ON CASTORS

Code OCLUEA22



DESCRIPTION

Multifunctional swivel chair with upholstered shell and 4-star base with wheels

OPTIONAL

Various types of wheel brakes

TECHNICAL INFORMATION

STRUCTURE

8 mm polypropylene frame with upholstered body.

LEGS / FRAME / BASE

Ø700mm 4-star base on castors made of ø20mm 2mm thick steel tube; silver/white/anthracite epoxy powder coated or chromed; steel reinforced nylon upper plate in a matching finish to the base

ARMS

Chromed or epoxy powder-coated steel arms in aluminum, white, shadow grey or chrome.
Brushed die-cast aluminum arms

PADDING (POLYURETHANE FOAM)

Seat: thickness 20 mm, density 50 Kg/m³

Backrest: thickness 20 mm, density 50 Kg/m³

UPHOLSTERY

Categories B01, B03, C01, C05, D02, D03, D04, D05, D06, P01, E01, E02, E03, E04, I01, I02, M02, M03 ;
(see "FINISHING COLLECTION" folder)

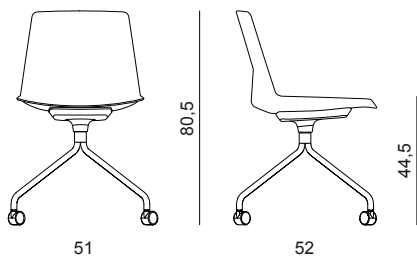
SIZES

All sizes in mm

chair
L 510 H 805 D 520

seat
L 460 H 445 D 410

backrest
L 400 H 380



WEIGHT

Net weight a chair: 5,8 Kg
Gross weight a chair: 7,8 Kg

PACKAGING

1 disassembled chair per box
560×530×480

VOLUME

M3 box: 0,14

CLUE

FULLY UPHOLSTERED
4-LEG METAL BASE STOOL
H. 75 CM



Code OCLUES21

DESCRIPTION

Stool with 4-legged metal base and upholstered shell

OPTIONAL

Articulating adjustable feet

NOTE

Personalized painted frame on request (min 2 pieces) 🌈

TECHNICAL INFORMATION

STRUCTURE

8 mm polypropylene frame with upholstered body; polypropylene cover

LEGS / FRAME / BASE

Chromed frame in 16X2 mm steel tubes and steel rod

PADDING (POLYURETHANE FOAM)

Seat: thickness 20 mm, density 50 Kg/m³

Backrest: thickness 20 mm, density 50 Kg/m³

UPHOLSTERY

categories B01, B03, C01, C05, D02, D03, D04, D05, D06, P01, E01, E02, E03, E04, I01, I02, M02, M03 ;
(see "FINISHING COLLECTION" folder)

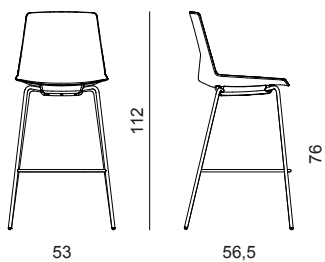
SIZES

All sizes in mm

chair
L 530 H 1120 D 565

seat
L 470 H 760 D 410

backrest
L 400 H 380



WEIGHT

Net weight a chair: 7,4 Kg
Gross weight a chair: 10,0 Kg

PACKAGING

1 disassembled chair per box
560×580×750

VOLUME

M3 box: 0,24

CLUE

FULLY UPHOLSTERED HEIGHT ADJUSTABLE SWIVEL BAR STOOL



Code OCLUES23

DESCRIPTION

Stool with upholstered body and height adjustable swivel base

TECHNICAL INFORMATION

STRUCTURE

8 mm polypropylene frame with upholstered body;

LEGS / FRAME / BASE

Chrome plated ballast with gas lift footrest

MACHANISM

Gas lift

PADDING (POLYURETHANE FOAM)

Seat: thickness 20 mm, density 50 Kg/m³

Backrest: thickness 20 mm, density 50 Kg/m³

UPHOLSTERY

categories B01, B03, C01, C05, D02, D03, D04, D05, D06, P01, E01, E02, E03, E04, I01, I02, M02, M03 ;
(see "FINISHING COLLECTION" folder)

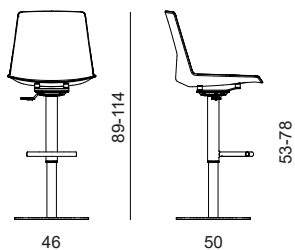
SIZES

All sizes in mm

chair
L 470 H 990-1150 D 510

seat
L 470 H 540-790 D 410

backrest
L 400 H 380



WEIGHT

Net weight a chair: 21,4 Kg

Gross weight a chair: 24,4 Kg

PACKAGING

1 disassembled chair per box

570×540×1070

VOLUME

M3 box: 0,33

CLUE

FULLY UPHOLSTERED SWIVEL DRAFTING STOOL



Code OCLUES24

DESCRIPTION

Stool with upholstered shell, height adjustable swivel base, height adjustable footrest

TECHNICAL INFORMATION

STRUCTURE

8 mm polypropylene frame with upholstered body

LEGS / FRAME / BASE

Die-cast aluminum Ø670mm painted aluminum or white; colored footrest plate, adjustable in height.

MACHANISM

0-100mm gas lift; with lever

ARMS

Chromed or epoxy powder-coated steel arms in aluminum, white, or shadow grey
Brushed die-cast aluminum arms

PADDING (POLYURETHANE FOAM)

Seat: thickness 20 mm, density 50 Kg/m³
Backrest: thickness 20 mm, density 50 Kg/m³

UPHOLSTERY

categories B01, B03, C01, C05, D02, D03, D04, D05, D06, P01, E01, E02, E03, E04, I01, I02, M02, M03 ;
(see "FINISHING COLLECTION" folder)

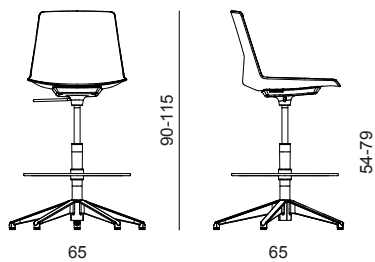
SIZES

All sizes in mm

chair
L 650 H 900-1150 D 510

seat
L 470 H 540-790 D 410

backrest
L 400 H 380



WEIGHT

Net weight a chair: 8,4 Kg
Gross weight a chair: 10,4 Kg

PACKAGING

1 disassembled chair per box
610×640×450

VOLUME

M3 box: 0,18