

# DEKORA

## HIGH BACK FULL MESH CHAIR



**Code** ODEKOA02

### DESCRIPTION

High back executive full mesh chair

### OPTIONS

50mm wheel brake in hard, soft or chrome

### SPECIFICATIONS

---

#### STRUCTURE

Ø22mm chrome steel tube monoshell

#### MECHANISM

MEC01 - No mechanism, just includes gas lift

MEC02 - Multi-lock tilt mechanism; adjustable tilt tension

MEC03 - Knee tilt mechanism; six locking positions; adjustable tilt tension; anti-shock facility

#### ARMS

Polished aluminium fixed arms

#### LEGS / FRAME / BASE

Polished die-cast aluminum base Ø700mm

#### UPHOLSTERY

Mesh R02 (SEE FABRIC FOLDER)

### SIZE

Dimensions in millimeters

#### chair

L 730 H 1060-1190

P 730

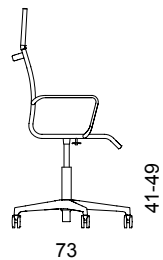
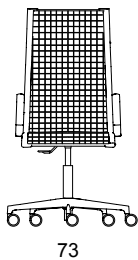
#### seating

L 440 H 410-540

P 430

#### backrest

L 420 H 640



### WEIGHT

Net weight a chair: 17,0 Kg

Gross weight a chair: 19,0 Kg

### PACKAGING

1 x package

1010 × 490 × 660

### VOLUME

M<sup>3</sup> package: 0,33

# DEKORA

## MID BACK FULL MESH CHAIR



**Code** ODEKOB02

### DESCRIPTION

Mid back executive full mesh chair

### OPTIONS

50mm wheel brake in hard, soft or chrome

### SPECIFICATIONS

---

#### STRUCTURE

Ø22mm chrome steel tube monoshell

#### MECHANISM

MEC01 - No mechanism, just includes gas lift

MEC02 - Multi-lock tilt mechanism; adjustable tilt tension

MEC03 - Knee tilt mechanism; six locking positions; adjustable tilt tension; anti-shock facility

#### ARMS

Polished aluminium fixed arms

#### LEGS / FRAME / BASE

Polished die-cast aluminum base Ø700mm

#### UPHOLSTERY

Mesh R02 (SEE FABRIC FOLDER)

### SIZE

Dimensions in millimeters

#### chair

L 730 H 890-1020

P 730

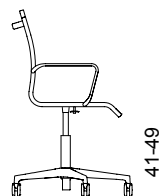
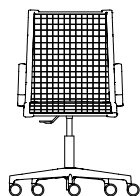
#### seating

L 440 H 410-540

P 430

#### backrest

L 420 H 470



### WEIGHT

Net weight a chair: 16,0 Kg

Gross weight a chair: 18,0 Kg

### PACKAGING

1 x package

1010 × 490 × 660

### VOLUME

M<sup>3</sup> package: 0,27

# DEKORA

## VISITOR FULL MESH CHAIR



**Code** ODEKOV02

### DESCRIPTION

Mid back executive full mesh chair

### SPECIFICATIONS

---

#### STRUCTURE

Ø22mm chrome steel tube monoshell

#### ARMS

Polished aluminium fixed arms

#### UPHOLSTERY

Mesh R02 (SEE FABRIC FOLDER)

### SIZE

Dimensions in millimeters

#### chair

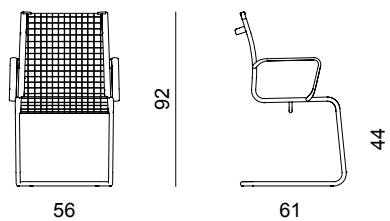
L 560 H 92 P 61

#### seating

L 450 H 440 P 430

#### backrest

L 450 H 480



### WEIGHT

Net weight a chair: 20,0 Kg

Gross weight a chair: 22,0 Kg

### PACKAGING

1 x package

1050 x 750 x 600

### VOLUME

M<sup>3</sup> package: 0,48

# DEKORA SOFT

## HIGH BACK CHAIR



**Code** ODEKOA01

### DESCRIPTION

High back executive chair

### OPTIONS

50mm wheel brake in hard, soft or chrome

### SPECIFICATIONS

---

#### STRUCTURE

Ø22mm chrome steel tube monoshell

#### MECHANISM

MEC01 - No mechanism, just includes gas lift

MEC02 - Multi-lock tilt mechanism; adjustable tilt tension

MEC03 - Knee tilt mechanism; six locking positions; adjustable tilt tension; anti-shock facility

#### ARMS

Polished aluminium fixed arms

#### LEGS / FRAME / BASE

Polished die-cast aluminum base Ø700mm

#### UPHOLSTERY

Categories B01-B03-C01-C05-D02-D03-D04-D05-D06-E01-E02-P01  
(see "FINISHING COLLECTION" folder)

### SIZE

Dimensions in millimeters

#### chair

L 730 H 1060-1190

P 730

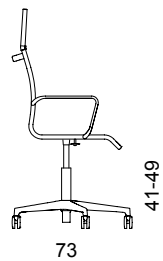
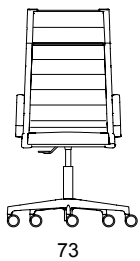
#### seating

L 440 H 410-540

P 430

#### backrest

L 420 H 640



#### WEIGHT

Net weight a chair: 17,0 Kg

Gross weight a chair: 19,0 Kg

#### PACKAGING

1 x package

1010 × 490 × 660

#### VOLUME

M3 package: 0,33

# DEKORA SOFT

## MID BACK CHAIR



**Code** ODEKOB01

### DESCRIPTION

Mid back executive chair

### OPTIONS

50mm wheel brake in hard, soft or chrome

### SPECIFICATIONS

---

#### STRUCTURE

Ø22mm chrome steel tube monoshell

#### MECHANISM

MEC01 - No mechanism, just includes gas lift

MEC02 - Multi-lock tilt mechanism; adjustable tilt tension

MEC03 - Knee tilt mechanism; six locking positions; adjustable tilt tension; anti-shock facility

#### ARMS

Polished aluminium fixed arms

#### LEGS / FRAME / BASE

Polished die-cast aluminum base Ø700mm

#### UPHOLSTERY

Categories B01-B03-C01-C05-D02-D03-D04-D05-D06-E01-E02-P01  
(see "FINISHING COLLECTION" folder)

### SIZE

Dimensions in millimeters

#### chair

L 730 H 890-1020

P 730

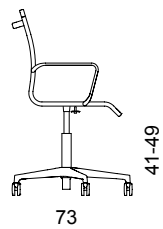
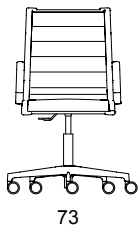
#### seating

L 440 H 410-540

P 430

#### backrest

L 420 H 470



### WEIGHT

Net weight a chair: 16,0 Kg

Gross weight a chair: 18,0 Kg

### PACKAGING

1 x package

1010 x 490 x 660

### VOLUME

M<sup>3</sup> package: 0,27

# DEKORA SOFT

## VISITOR



**Code** ODEKOV01

### DESCRIPTION

Mid back executive chair

### SPECIFICATIONS

---

#### STRUCTURE

Ø22mm chrome steel tube monoshell

#### ARMS

Polished aluminium fixed arms

#### UPHOLSTERY

Categories B01-B03-C01-C05-D02-D03-D04-D05-D06-E01-E02-P01  
(see "FINISHING COLLECTION" folder)

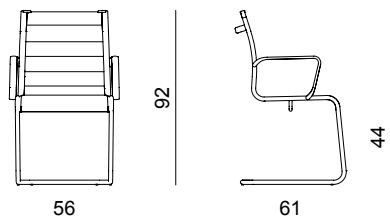
### SIZE

Dimensions in millimeters

chair  
L 560 H 92 P 61

seating  
L 450 H 440 P 430

backrest  
L 450 H 480



### WEIGHT

Net weight a chair: 20,0 Kg  
Gross weight a chair: 22,0 Kg

### PACKAGING

1 x package  
1050 × 750 × 600

### VOLUME

M<sup>3</sup> package: 0,48

# DEKORA PLUS

## HIGH BACK CHAIR



**Code** ODEKOA03

### DESCRIPTION

High back executive chair

### OPTIONS

50mm wheel brake in hard, soft or chrome

### SPECIFICATIONS

---

#### STRUCTURE

Ø22mm chrome steel tube monoshell

#### PADDING - SLAB POLYURETHANE FOAM

Seat: thickness 30 mm, density 40 Kg/m<sup>3</sup>

Backrest: thickness 30 mm, density 30 Kg/m<sup>3</sup>

#### MECHANISM

MEC01 - No mechanism, just includes gas lift

MEC02 - Multi-lock tilt mechanism; adjustable tilt tension

MEC03 - Knee tilt mechanism; six locking positions; adjustable tilt tension; anti-shock facility

#### ARMS

Polished aluminium fixed arms

#### LEGS / FRAME / BASE

Polished die-cast aluminum base Ø700mm

#### UPHOLSTERY

Categories B01-B03-C01-C05-D02-D03-D04-D05-D06-E01-E02-P01 (see "FINISHING COLLECTION" folder)

### SIZE

Dimensions in millimeters

#### chair

L 730 H 1060-1190

P 730

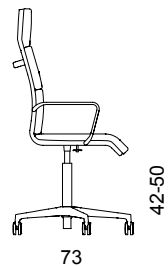
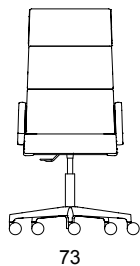
#### seating

L 440 H 420-550

P 430

#### backrest

L 420 H 640



#### WEIGHT

Net weight a chair: 17,0 Kg

Gross weight a chair: 19,0 Kg

#### PACKAGING

1 x package

1010 × 490 × 660

#### VOLUME

M<sup>3</sup> package: 0,33

# DEKORA PLUS

## MID BACK CHAIR



**Code** ODEKOB03

### DESCRIPTION

Mid back executive chair

### OPTIONS

50mm wheel brake in hard, soft or chrome

### SPECIFICATIONS

---

#### STRUCTURE

Ø22mm chrome steel tube monoshell

#### PADDING - SLAB POLYURETHANE FOAM

Seat: thickness 30 mm, density 40 Kg/m<sup>3</sup>

Backrest: thickness 30 mm, density 30 Kg/m<sup>3</sup>

#### MECHANISM

MEC01 - No mechanism, just includes gas lift

MEC02 - Multi-lock tilt mechanism; adjustable tilt tension

MEC03 - Knee tilt mechanism; six locking positions; adjustable tilt tension; anti-shock facility

#### ARMS

Polished aluminium fixed arms

#### LEGS / FRAME / BASE

Polished die-cast aluminum base Ø700mm

#### UPHOLSTERY

Categories B01-B03-C01-C05-D02-D03-D04-D05-D06-E01-E02-P01 (see "FINISHING COLLECTION" folder)

### SIZE

---

Dimensions in millimeters

#### chair

L 730 H 890-1020

P 730

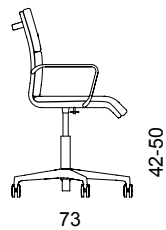
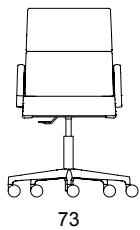
#### seating

L 440 H 420-550

P 430

#### backrest

L 420 H 470



### WEIGHT

Net weight a chair:

16,0 Kg

Gross weight a chair:

18,0 Kg

### PACKAGING

1 x package

1010 × 490 × 660

### VOLUME

M3 package: 0,27



# DEKORA

## VISITOR



**Code** ODEKOV03

### DESCRIPTION

Mid back executive chair

### SPECIFICATIONS

---

#### STRUCTURE

Ø22mm chrome steel tube monoshell

#### PADDING - SLAB POLYURETHANE FOAM

Seat: thickness 30 mm, density 40 Kg/m<sup>3</sup>

Backrest: thickness 30 mm, density 30 Kg/m<sup>3</sup>

#### ARMS

Polished aluminium fixed arms

#### UPHOLSTERY

Categories B01-B03-C01-C05-D02-D03-D04-D05-D06-E01-E02-P01 (see "FINISHING COLLECTION" folder)

### SIZE

Dimensions in millimeters

#### chair

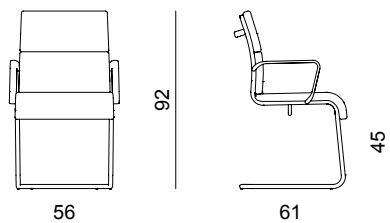
L 560 H 92 P 61

#### seating

L 450 H 440 P 430

#### backrest

L 450 H 480



### WEIGHT

Net weight a chair:

20,0 Kg

Gross weight a chair:

22,0 Kg

### PACKAGING

1 x package

1050 × 750 × 600

### VOLUME

M<sup>3</sup> package: 0,48