

SPECIFICATION

Range: **PEGASO**

Design: **Angelotti e Cardile**

RECTANGULAR AND OVAL TABLES

Codes: 2312-BO, 2312-NM, 2312-GA, 2312-AL, 2312-SBO, 2312-SNM, 2312-SGA, 2312-SAL
 2314-BO, 2314-NM, 2314-GA, 2314-AL, 2314-SBO, 2314-SNM, 2314-SGA, 2314-SAL
 2320-BO, 2320-NM, 2320-GA, 2320-AL, 2320-SBO, 2320-SNM, 2320-SGA, 2320-SAL
 2322-BO, 2322-NM, 2322-GA, 2322-AL, 2322-SBO, 2322-SNM, 2322-SGA, 2322-SAL
 2324-BO, 2324-NM, 2324-GA, 2324-AL, 2324-SBO, 2324-SNM, 2324-SGA, 2324-SAL
 A120, 2352, 2350

Description: table structure with polished aluminium finish or matt white, silver grey or micaceous black epoxy-powder coating composed of 4 cast aluminium, hand finished, monobloc legs and an extruded aluminium crosspiece fitted to the legs by two aluminium expansion couplings and concealed steel screws underneath.

Steel and high-tech polymer concealed adjustable feet are fitted at the end of each leg. Tempered and ground glass top, 12 mm thick, transparent or acid-etched/satin finish. Four ø 65 mm tapered stainless steel plates (code 2352) are glued to the glass top and fastened to the structure with a self-centring system with concealed screws.



ROUND TABLES

Codes: 2310-BO, 2310-NM, 2310-GA, 2310-AL, 2310-SBO, 2310-SNM, 2310-SGA, 2310-SAL

Description: table structure with polished aluminium finish or matt white, silver grey or micaceous black epoxy-powder coating composed of 4 cast aluminium, hand finished, monobloc legs connected by a central plate attached to the legs by steel screws.

Steel and high-tech polymer concealed adjustable feet are fitted at the end of each leg. Tempered and ground glass top, 12 mm thick, transparent or acid-etched/satin finish. Four ø 65 mm tapered stainless steel plates (code 2352) are glued to the glass top and fastened to the structure with a self-centring system with concealed screws.




AL

NM

BO

GA



TRANSPARENT GLASS TOP TABLES

ø 130 H 73 cm

2320-BO
2320-NM
2320-GA
2320-AL

180 x 110 x H 73 cm

2322-BO
2322-NM
2322-GA
2322-AL

220 x 120 x H 73 cm

2324-BO
2324-NM
2324-GA
2324-AL

160 x 90 x H 73 cm

2310-BO
2310-NM
2310-GA
2310-AL

180 x 90 x H 73 cm

2312-BO
2312-NM
2312-GA
2312-AL

200 x 90 x H 73 cm

2314-BO
2314-NM
2314-GA
2314-AL

SATIN GLASS TOP TABLES

ø 130 H 73 cm

2320-SBO
2320-SNM
2320-SGA
2320-SAL

180 x 110 x H 73 cm

2322-SBO
2322-SNM
2322-SGA
2322-SAL

220 x 120 x H 73 cm

2324-SBO
2324-SNM
2324-SGA
2324-SAL

160 x 90 x H 73 cm

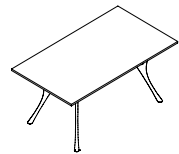
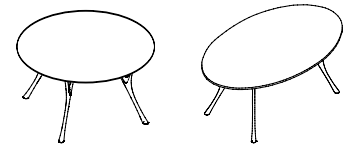
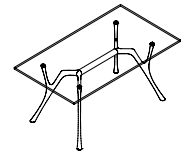
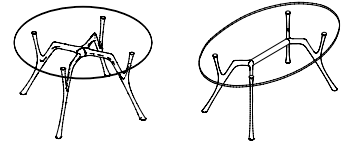
2310-SBO
2310-SNM
2310-SGA
2310-SAL

180 x 90 x H 73 cm

2312-SBO
2312-SNM
2312-SGA
2312-SAL

200 x 90 x H 73 cm

2314-SBO
2314-SNM
2314-SGA
2314-SAL

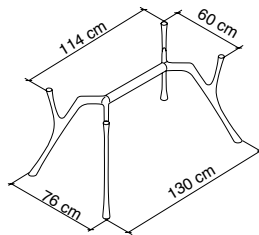
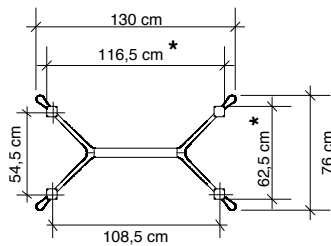


BO = matt white
NM = micaceous black
GA = silver grey
AL = polished aluminium

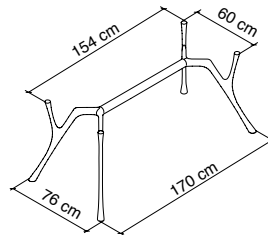
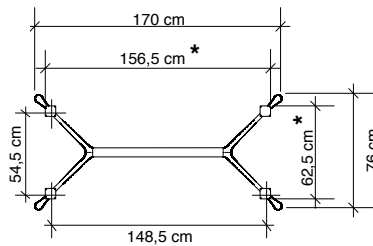
FRAMES FOR RECTANGULAR AND OVAL TABLES

Codes: S2304-BO, S2304-NM, S2304-GA, S2304-AL
 S2306-BO, S2306-NM, S2306-GA, S2306-AL

Description: table structure with polished aluminium finish or matt white, silver grey or micaceous black epoxy-powder coating composed of 4 cast aluminium, hand finished, monobloc legs and an extruded aluminium crosspiece fitted to the legs by two aluminium expansion couplings and concealed steel screws underneath. Steel and high-tech polymer concealed adjustable feet are fitted at the end of each leg.



S2304-BO
 S2304-NM
 S2304-GA
 S2304-AL



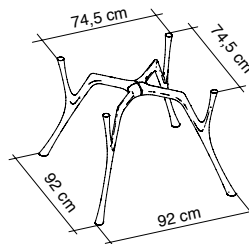
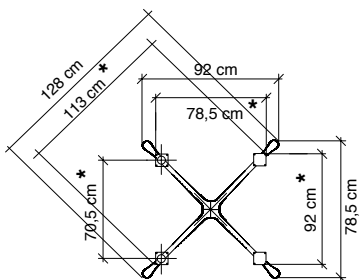
S2306-BO
 S2306-NM
 S2306-GA
 S2306-AL

* Dimensions refer to frames with plate code A120

FRAMES FOR ROUND TABLES

Codes: S2302-BO, S2302-NM, S2302-GA, S2302-AL

Description: table structure with polished aluminium finish or matt white, silver grey or micaceous black epoxy-powder coating composed of 4 cast aluminium, hand finished, monobloc legs connected by a central plate attached to the legs by steel screws. Steel and high-tech polymer concealed adjustable feet are fitted at the end of each leg.



S2302-BO
 S2302-NM
 S2302-GA
 S2302-AL

* Dimensions refer to frames with plate code A120

TOPS SUPPORTS

Code: **A120**

Description: set of four 80 x 80 mm plates for fastening the wooden tops, made entirely of steel and screwed directly to the top of the legs..

Code: **2352**

Description: set of four ø 65 mm plates to be glued to glass tops. They are made entirely of stainless steel and are screwed directly onto the tops of the legs..

Code: **2350**

Description: set of four ø 55 mm elastomer plates for positioning glass tops. They are screwed directly onto the tops of the legs.

