

indeks

Check-in	114
Convenio	95
CX 3200	87
Easy Space	2
eModel	16
eRange	104
Flib	99
Formo	131
Levitare	55
Media ports	136
Play&Work	25
Puzlo	45
Sand	112
Sileo	122
SQart	65
Tento	119
Velum	116

Easy Space

Technical description

1. Desks

1.1. Table top

Fixed table tops – made of melamine faced chipboard (MFC), thickness 25 mm, class E1, with 2 mm edge in glue technology as standard, or laser edge as an option, with the following shape options: rectangular, square and L-shape. Table tops are available in wide range of dimensions. Cut outs for grommets as well as media ports in various types and configurations – applicable as an option.

1.2. Base

Round and square legs – frame is made of steel profile 40 × 20 mm assembled to table top. Round leg, made of steel tube Ø 50 mm.

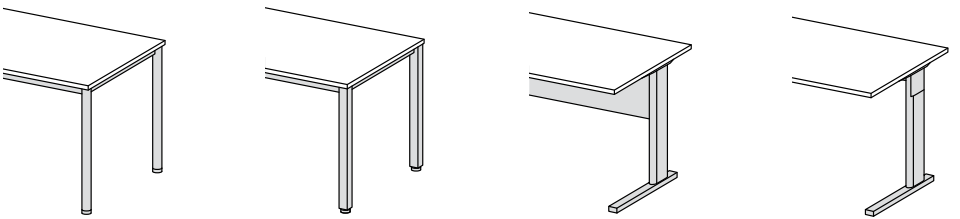
Square leg, made of steel profile 50 × 50 mm. Finish options: powder-coated in alu, black, white, grey colour, or chromium plated. Fixed height 740 mm as standard, levelling in range of 10 mm. Manual height adjustment in range of 740–860 mm, as an option.
C-legs with modesty panel – panel is made of melamine faced chipboard (MFC), thickness 18 mm, class E1, legs are made of steel. Finish options: powder-coated in alu or white colour. Fixed height 740 mm as standard, levelling in range of 10 mm.

C-legs with metal beam – metal beam is made of metal sheet, thickness 1.5 mm, simultaneously functioning as horizontal wire trunking, legs are made of steel. Finish options: powder-coated in alu or white colour. Fixed height 740 mm as standard, levelling in range of 10 mm. Manual height adjustment in range of 680–820 mm, as an option.

All desks are unassembled as standard.

1.3. Product range

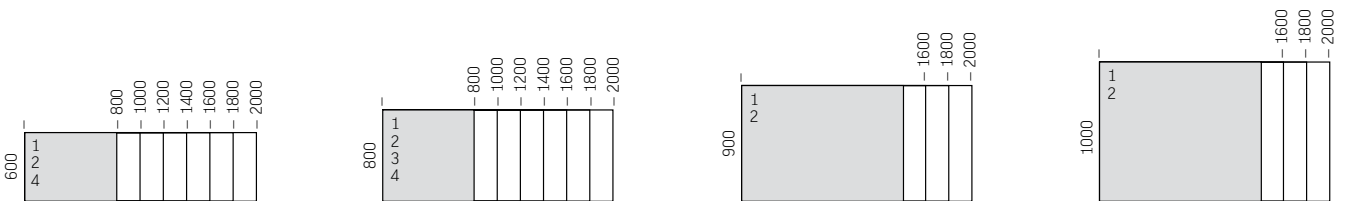
Bases



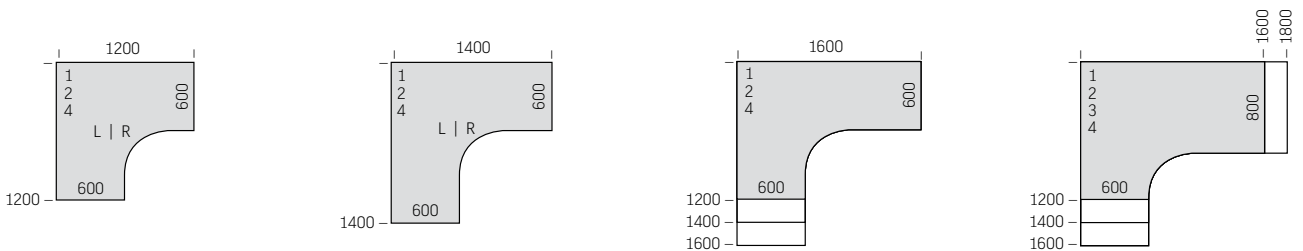
1. Round legs 2. Square legs 3. C-legs with modesty panel 4. C-legs with metal beam

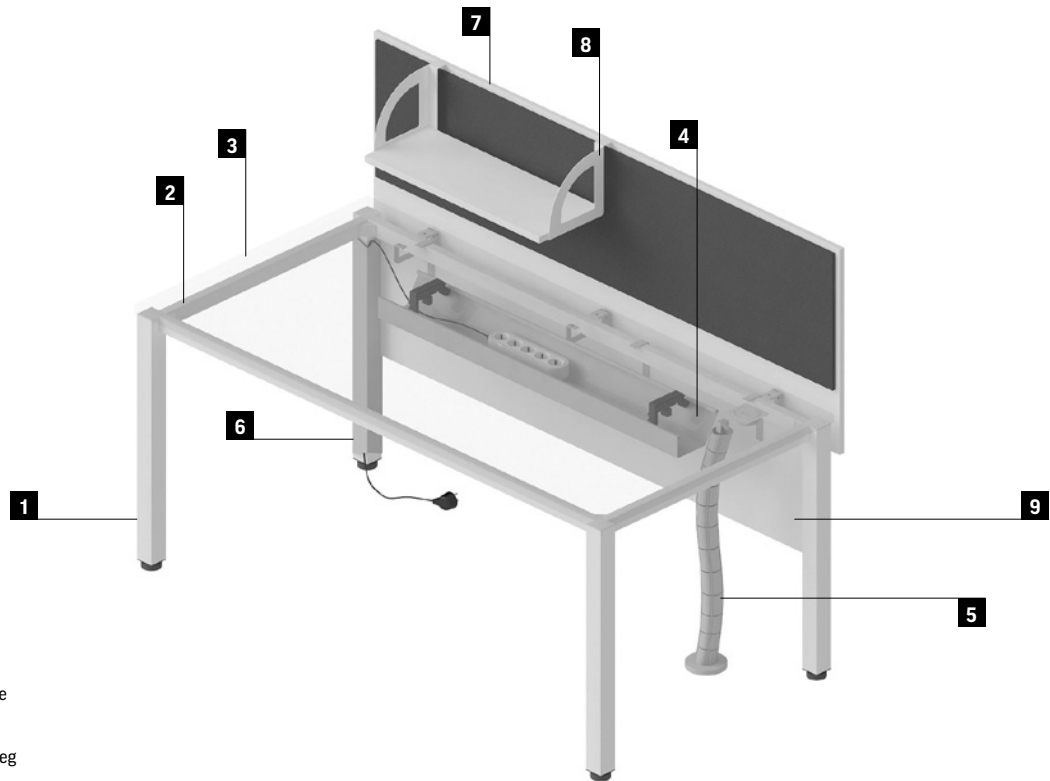
Table tops

Rectangular



L-shape





- 1** Square legs
- 2** Frame
- 3** Table top
- 4** Horizontal wire trunking - foldable
- 5** Vertical wire trunking - universal
- 6** Vertical wire trunking for square leg
- 7** Upper panel front, with upholstered pad
- 8** Panel shelf
- 9** Modesty panel

1.4. Sample order

Product code										Finish code					
Product line	Table top shape	Dimensions		Height adjustment	Rectangular cut out for media port	Ø 80 mm cut out position	Base type				Table top colour				Base colour
WNI	R	1	0	H		L	2	N	N	-	BI	00	00	00	AL

empty in case of not selecting rectangular cut out for media port

AL	alu
BI	white
CZ	black
GY	grey
CR	chromium plated

The following part of code **WNIR10HL2NN-BI000000AL** identifies product as:
Easy Space (**WNI**) rectangular table top (**R**), dimensions 1600 × 800 mm (**10**), manual height adjustment (**H**), no cut out for rectangular media port (), left Ø80 mm cut out for: grommet (included) or dedicated media ports (**L**), square legs (**2**)

The following part of code **WNIR10HL2NN-BI000000AL** identifies product finishes as:
Table top made of melamine faced chipboard (MFC) in white colour (**BI**), base powder-coated in alu colour (**AL**)

Product code										Finish code					
Product line	Table top shape	Dimensions		Height adjustment	Rectangular cut out for media port	Rectangular cut out position	Base type		Version		Table top colour	Modesty panel colour			Base colour
WNI	L	1	2	N	W	L	3	N	L		NH	BI	00	00	BI

AL	alu
BI	white

The following part of code **WNIL12NWL3NL-NHB10000BI** identifies product as:
Easy Space (**WNI**) L-shape table top (**L**), dimensions 1600 × 1200/800 × 600 mm (**12**), no height adjustment (**N**), rectangular cut out for media port Power Frame 3M (**W**), left cut out position for rectangular media port Power Frame 3M (**L**), C-legs with modesty panel (**3**), left desk version (**L**)

The following part of code **WNIL12NWL3NL-NHB10000BI** identifies product finishes as:
Table top made of melamine faced chipboard (MFC) in maple colour (**NH**), modesty panel made of melamine faced chipboard (MFC) in white colour (**BI**), base powder-coated in white colour (**BI**)

Technical description

2. Desk extensions/linking units

2.1. Table top

Fixed table tops – made of melamine faced chipboard (MFC), thickness 25 mm, class E1, with 2 mm edge in glue technology as standard, or laser edge as an option, with the following shape options: rectangular, $\frac{3}{4}$ circle, and $\frac{1}{4}$ circle.

2.2. Base

Round and square legs – assembly directly to table top.

Round leg, made of steel tube $\varnothing 50$ mm.
 Square leg, made of steel profile 50×50 mm.
 Finish options: powder-coated in alu, black, white, grey colour, or chromium plated.

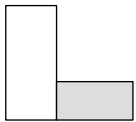
Fixed height 740 mm as standard, levelling in range of 10 mm.
 Manual height adjustment in range of 740–860 mm, as an option.

All desk extensions are unassembled as standard.

2.3. Product range

Rectangular

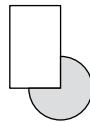
1 | 2



600 × 600 mm
 800 × 600 mm
 1000 × 600 mm

$\frac{3}{4}$ circle

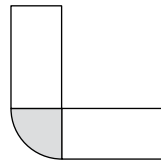
1 | 2



$\varnothing 1000$ mm

$\frac{1}{4}$ circle

1 | 2



600 × 600 mm
 800 × 800 mm

3. Conference tables

3.1. Table top

Fixed table tops – made of melamine faced chipboard (MFC), thickness 25 mm, class E1, with 2 mm edge in glue technology as standard, or laser edge as an option, with the following shape options: rectangular, square, $\frac{3}{4}$ circle, round, barrel-shape. Table tops are available in wide range of dimensions. Cut outs for grommets as well as media ports in various types and configurations – applicable as an option.

3.2. Base

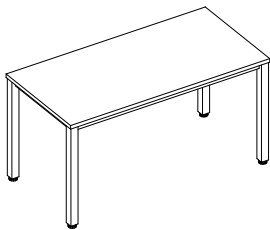
Round and square legs – frame is made of steel profile 40×20 mm assembled to table top.

Round leg, made of steel tube $\varnothing 50$ mm.
 Square leg, made of steel profile 50×50 mm.
 Finish options: powder-coated in alu, black, white, grey colour, or chromium plated.
 Fixed height 740 mm as standard, levelling in range of 10 mm.

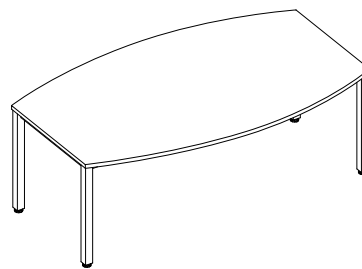
Manual height adjustment in range of 740–860 mm, as an option for selected models.

All conference tables are unassembled as standard.

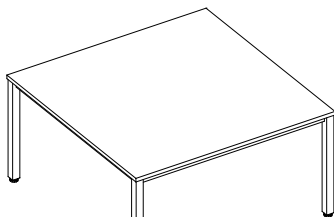
3.3. Product range



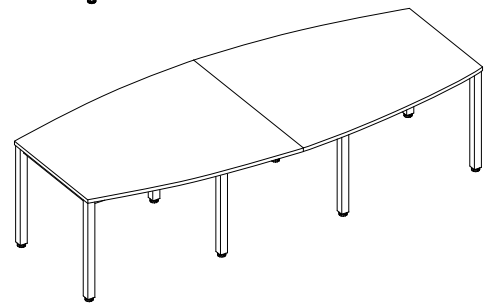
1400 × 700 mm



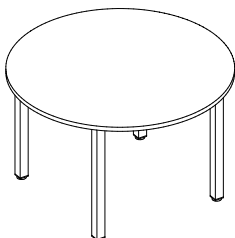
2000 × 1200/800 mm



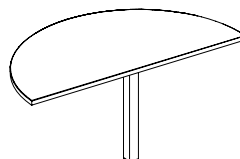
1400 × 1400 mm



2400 × 1200/800 mm
 2800 × 1200/800 mm
 3200 × 1400/1000 mm
 3600 × 1400/1000 mm
 4000 × 1400/1000 mm



$\varnothing 1200$ mm
 $\varnothing 1400$ mm
 $\varnothing 1600$ mm



1400 × 700 mm

	ADJUSTMENT RANGE		
	ROUND AND SQUARE LEGS	C-LEGS WITH MODESTY PANEL	C-LEGS WITH METAL BEAM
Fixed height	740 mm	740 mm	740 mm
Manual height adjustment	740-860 mm	-	680-820 mm

4. Meeting tables

4.1. Table top

Made of melamine faced chipboard (MFC), thickness 25 mm, class E1, with 2 mm edge in glue technology as standard, or laser edge as an option. Available shape - round, Ø 800 mm.

4.2. Base

Column base - round plate Ø 450 mm, made of molded cast iron.

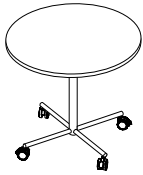
Column is made of steel tube Ø 70 mm. Finish options: plate and column powder-coated in alu colour, plate powder-coated in alu colour and chromium plated column. Fixed height 740 mm, or 1135 mm.

Cross base, mobile - cross bars made of steel tube Ø 25 mm.

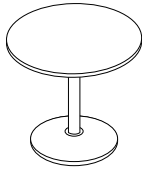
Column is made of steel tube Ø 50 mm. Four Ø 65 mm castors equipped with brakes. Finish options: powder-coated in alu colour, or chromium plated. Fixed height 740 mm.

All meeting tables are unassembled as standard.

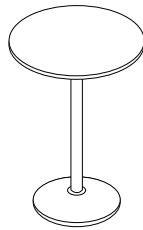
4.3. Product range



Ø 800 mm
height 740 mm



Ø 800 mm
height 740 mm



Ø 800 mm
height 1135 mm

5. Table top finishes combinations

		TABLE TOP FINISH - MELAMINE FACED CHIPBOARD (MFC)									
		BI (G)	MB (4)	MP (P)	BZ (I)	CC (K)	MS (E)	NM (5)	NR (6)	NS (7)	
EDGE FINISH	LASER	BI (G)	BI	4G	PG	IG	KG	EG	5G	6G	7G
		MB (4)	G4	MB	P4	I4	K4	E4	54	64	74
		MP (P)	GP	4P	MP	IP	KP	EP	5P	6P	7P
		NB (U)	GU	4U	PU	IU	KU	EU	5U	6U	7U
		NH (3)	G3	43	P3	I3	K3	E3	53	63	73
		NJ (2)	G2	42	P2	I2	K2	E2	52	62	72
	GLUE TECHNOLOGY	BI (G)	BI	4G	PG	IG	KG	EG	5G	6G	7G
		MB (4)	G4	MB	P4	I4	K4	E4	54	64	74
		MP (P)	GP	4P	MP	IP	KP	EP	5P	6P	7P
		BZ (I)	GI	4I	PI	BZ	KI	EI	5I	6I	7I
		CC (K)	GK	4K	PK	IK	CC	EK	5K	6K	7K
		MS (E)	GE	4E	PE	IE	KE	MS	5E	6E	7E
		NM (5)	G5	45	P5	I5	K5	E5	NM	65	75
		NR (6)	G6	46	P6	I6	K6	E6	56	NR	76
		NS (7)	G7	47	P7	I7	K7	E7	57	67	NS
		NU (8)	G8	48	P8	I8	K8	E8	58	68	78
		NA (X)	GX	4X	PX	IX	KX	EX	5X	6X	7X
		NB (U)	GU	4U	PU	IU	KU	EU	5U	6U	7U
		NC (9)	G9	49	P9	I9	K9	E9	59	69	79
		NH (3)	G3	43	P3	I3	K3	E3	53	63	73
NJ (2)	G2	42	P2	I2	K2	E2	52	62	72		
NL (0)	G0	40	P0	I0	K0	E0	50	60	70		
NT (R)	GR	4R	PR	IR	KR	ER	5R	6R	7R		
NV (W)	GW	4W	PW	IW	KW	EW	5W	6W	7W		
NP (J)	GJ	4J	PJ	IJ	KJ	EJ	5J	6J	7J		
NZ (L)	GL	4L	PL	IL	KL	EL	5L	6L	7L		

The following code **GL** identifies table top colour as: melamine faced chipboard MFC in White colour BI (G) with edge in Natural Hickory NZ (L)

Technical description

6. Panels

6.1. Desk panels

Upper, front and side – made of melamine faced chipboard (MFC), thickness 18 mm, class E1, with edge in glue technology. Pinnable upholstered pad, on the user's side or two pads on both sides, available as an option. Upholstered pads are made of soft fibreboard, thickness 8 mm, not replaceable. Metal brackets powder-coated in alu colour.

Reception, front and side – made of melamine faced chipboard (MFC), thickness 18 mm, class E1, with edge in glue technology. Pinnable upholstered pad on the user's side available as an option. Upholstered pad is made of soft fibreboard, thickness 8 mm, not replaceable. Metal brackets powder-coated in alu colour.

Reception, counter shelf – made of melamine faced chipboard (MFC), thickness 18 mm, class E1, with edge in glue technology. Applicable to reception front panels, as an option.

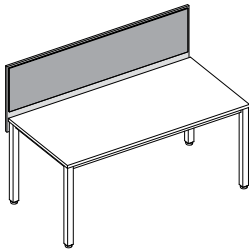
Modesty, front and side – made of melamine faced chipboard (MFC), thickness 18 mm, class E1, with edge in glue technology. Metal brackets powder-coated in alu colour.

CS5040 upper fully upholstered, front – structure is made of 8 mm raw chipboard with 8 mm soft fibreboard on both sides, with fabric cover, pinnable. Panel thickness 24 mm, upper edges rounded at 50 mm radius. Assembly with metal brackets screwed directly to table top (for 4-leg desk version) or pulled over table top

edge (for C-leg desk version). Upholstered panel is placed in U-shape bracket, and can be easily removed. Brackets finish options: powder-coated in alu, black, white or grey colour.

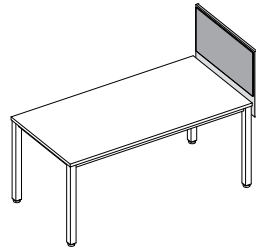
CS5040 upper felt, front – made of thermoformed felt in light or dark grey color. Panel thickness 24 mm, upper edges rounded at 40 mm radius. Assembly with metal brackets screwed directly to table top (for 4-leg desk version) or pulled over table top edge (for C-leg desk version). Felt panel is placed in U-shape bracket, and can be easily removed. Brackets finish options: powder-coated in alu, black, white or grey colour.

6.2. Product range



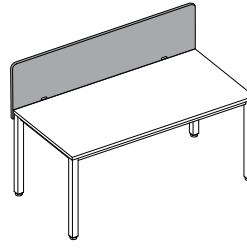
Upper, front

600, 800, 1000, 1200, 1400, 1600, 1800, 2000 mm



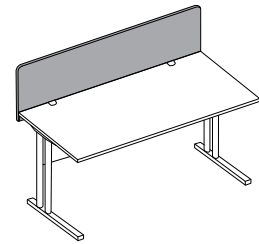
Upper, side

600, 800 mm



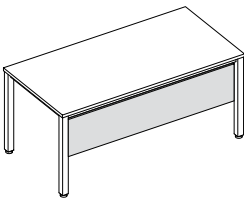
CS5040 upper, front (for 4-leg desk version)

1200, 1400, 1600, 1800 mm



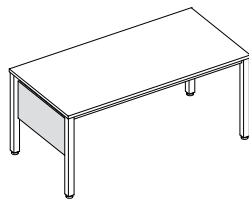
CS5040 upper, front (for C-leg desk version)

1200, 1400, 1600, 1800 mm



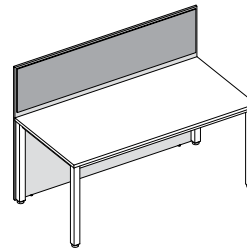
Modesty, front

800, 1000, 1200, 1400, 1600, 1800, 2000 mm



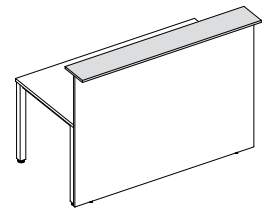
Modesty, side

600, 800 mm



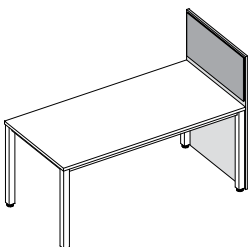
Reception, front

1000, 1200, 1400, 1600 mm



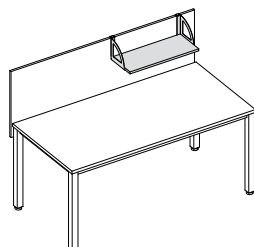
Reception, counter shelf

1000, 1200, 1400, 1600 mm



Reception, side

600, 800 mm



Panel shelf

600 mm

6.3. Sample order

Product code								Finish code					
Product line	Model	Version		Dimensions		Upholstery			Panel board	Upholstery on user's side	Upholstery on back side		Brackets
WNI	P	G	B	0	8	A	1		BI	00	00	00	AL

The following part of code **WNIPGB08A1-BI000000AL** identifies product as:
Easy Space (**WNI**) desk panel (**P**), upper, side (**GB**), for desk depth 800 mm (**08**), no upholstered pads (**A**)

The following part of code **WNIPGB08A1-BI000000AL** identifies product finishes as:
Panel board made of melamine faced chipboard (MFC) in white colour (**BI**), brackets powder-coated in alu colour (**AL**)

Product code								Finish code					
Product line	Model	Version		Dimensions		Upholstery			Panel board	Upholstery on user's side	Upholstery on back side		Brackets
WNI	P	G	T	1	6	C	2		BI	T8	T8	00	AL

The following part of code **WNIPGT16C2-BIT8T800AL** identifies product as:
Easy Space (**WNI**) desk panel (**P**), upper, front (**GT**), for desk width 1600 mm (**16**), upholstered pads on both sides (**C**)

The following part of code **WNIPGT16C2-BIT8T800AL** identifies product finishes as:
Panel board made of melamine faced chipboard (MFC) in white colour (**BI**), upholstered pads on both sides in Lucia YB046 fabric (**T8**), brackets powder-coated in alu colour (**AL**)

Technical description

7. Pedestals

7.1. Pedestal versions

- mobile (height 600 mm),
- fixed (height 740 mm).

Carcass and fronts are made of melamine faced chipboard (MFC), class E1, thickness 18 mm and top thickness 25 mm, with edge in glue technology.

Types of drawers: plastic (black), metal (black), chipboard (dark grey), all types equipped with lock.

Types of pencil trays: plastic (black) integrated with pedestal, plastic (black) to be inserted into drawer – as an option.

All drawer types are with 80% slide extension, except for metal drawers with filing frame, which are fully extendable.

Handles available in following colours: alu, black, white or grey.

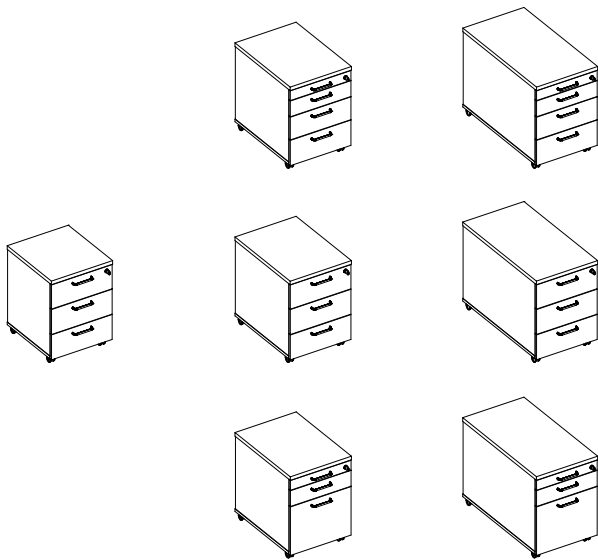
Four Ø40 castors, two equipped with brakes – applicable to mobile version.

Upholstered pad for pedestal with velcro-type fixing – as an option.

All pedestals are fully assembled as standard, except for castors.

7.2. Product range

Mobile pedestals




430 × 480 × 600 mm

430 × 600 × 600 mm

430 × 800 × 600 mm

Fixed pedestals



430 × 600 × 740 mm

430 × 800 × 740 mm

7.3. Sample order

Product code							Finish code				
Product line	Version		Number and type of drawers				Handles	Top	Carcass	Front	
WNI	C	M	2	1	6	P	00	BI	BI	BI	00

The following part of code **WNICM216P-00BIBIBI00** identifies product as:
Easy Space (**WNI**) mobile pedestal (**CM**), two drawers (**2**), one pencil tray (**1**), depth 600 mm (**6**), plastic drawers (**P**)

The following part of code **WNICM216P-00BIBIBI00** identifies product finishes as:
Handles in alu colour (**00**), top, carcass and front made of melamine faced chipboard (MFC) in white colour (**BIBIBI**)

00	alu
BI	white
CZ	black
GY	grey

Product code						Finish code					
Product line	Version		Number and type of drawers				Handles	Top	Carcass	Front	
WNI	C	F	4	0	6		CZ	BI	CC	BI	00

The following part of code **WNICF406-CZBICCB100** identifies product as: Easy Space (WNI) fixed pedestal (CF), four drawers (4), no pencil tray (0), depth 600 mm (6), metal drawers ()

The following part of code **WNICF406-CZBICCB100** identifies product finishes as: Handles in black colour (CZ), elements made of melamine faced chipboard (MFC): top in white colour (BI), carcass in black colour (CC), and front in white colour (BI)

00	alu
BI	white
CZ	black
GY	grey

empty in case of selecting metal drawers

8. Big Orga Tower

8.1. Free-standing (height 1155 mm)

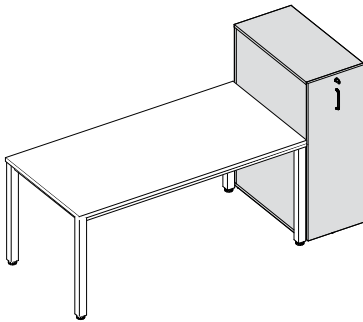
Carcass and fronts are made of melamine faced chipboard (MFC), class E1, thickness 18 mm and top thickness 25 mm, with edge in glue technology.

Available in left or right drawer version, with 3 shelves and equipped with lock. Handles available in following colours: alu, black, white or grey.

Additional castor and counter-weight included as standard for safety reasons.

Big Orga Tower - fully assembled as standard.

8.2. Product range



400 x 800 x 1155 mm

8.3. Sample order

Product code						Finish code					
Product line	Model		Version				Handles	Top	Carcass	Front	Drawer
WNI	C	0	0	1	L		00	BI	BI	BI	BI

The following part of code **WNIC001L-00BIBIBIBI** identifies product as: Easy Space (WNI) free-standing big orga tower (CO), left version (L)

The following part of code **WNIC001L-00BIBIBIBI** identifies product finishes as: Handles in alu colour (00), top, carcass, front and drawer made of melamine faced chipboard (MFC) in white colour (BIBIBIBI)

00	alu
BI	white
CZ	black
GY	grey

9. Cabinets and upper cabinets

9.1. Cabinet models

Open (cabinet and upper) – no doors, shelves are made of melamine faced chipboard (MFC), thickness 18 mm as standard, thickness 25 mm as an option, or grey metal shelves with filing frame function, for cabinets widths 600 and 800 mm. Optional shelves are not applicable to upper cabinet width 1200 mm.

Hinged door (cabinet and upper) – doors are made of melamine faced chipboard (MFC), thickness 18 mm. Shelves are made of melamine faced chipboard (MFC), thickness 18 mm as standard, thickness 25 mm as an option, or grey metal shelves with filing frame function, for cabinets widths 600 and 800 mm. Equipped with lock.

Combi (cabinet) – bottom part consists of hinged doors made of melamine faced chipboard (MFC), thickness 18 mm, upper part is open. Shelves are made of melamine faced chipboard (MFC), thickness 18 mm as standard. Equipped with lock.

Wardrobe (cabinet) – hinged doors are made of melamine faced chipboard (MFC), thickness 18 mm. Shelves are made of melamine faced chipboard (MFC), thickness 18 mm as standard. Equipped with lock.

Glass door (cabinet and upper) – doors are made of 6 mm hardened, transparent glass. Shelves are made of melamine faced chipboard (MFC), thickness 18 mm as standard, or thickness 25 mm as an option. Without lock.

Sliding door (cabinet and upper) – doors are made of melamine faced chipboard (MFC), thickness 18 mm. Shelves are made of melamine faced chipboard (MFC), thickness 18 mm as standard, or thickness 25 mm as an option. Equipped with lock.

Tambour door (cabinet and upper) – door is made of polypropylene in alu colour. Shelves are made of melamine faced chipboard (MFC), thickness 18 mm as standard, or thickness 25 mm as an option. Equipped with lock.

Drawer (cabinet) – fronts are made of melamine faced chipboard (MFC), thickness 18 mm, back is made of melamine faced chipboard (MFC), thickness 12 mm only. Cabinet is equipped with filing frame, and counter-weight as standard for safety reasons.

Cabinet back, available in two standards: both sides lacquered (light grey) HDF board, thickness 2.5 mm (except for drawer cabinet), or melamine faced chipboard (MFC), thickness 12 mm in the same colour as carcass. Each cabinet (except for upper cabinets) is equipped with levelling glides hidden behind sockle board, with easy access to adjustment function.

Handles available in following colours: alu, black, white or grey, with exception of glass door cabinet equipped with dedicated handle.

Important rules to be respected while combining cabinets with upper cabinets:

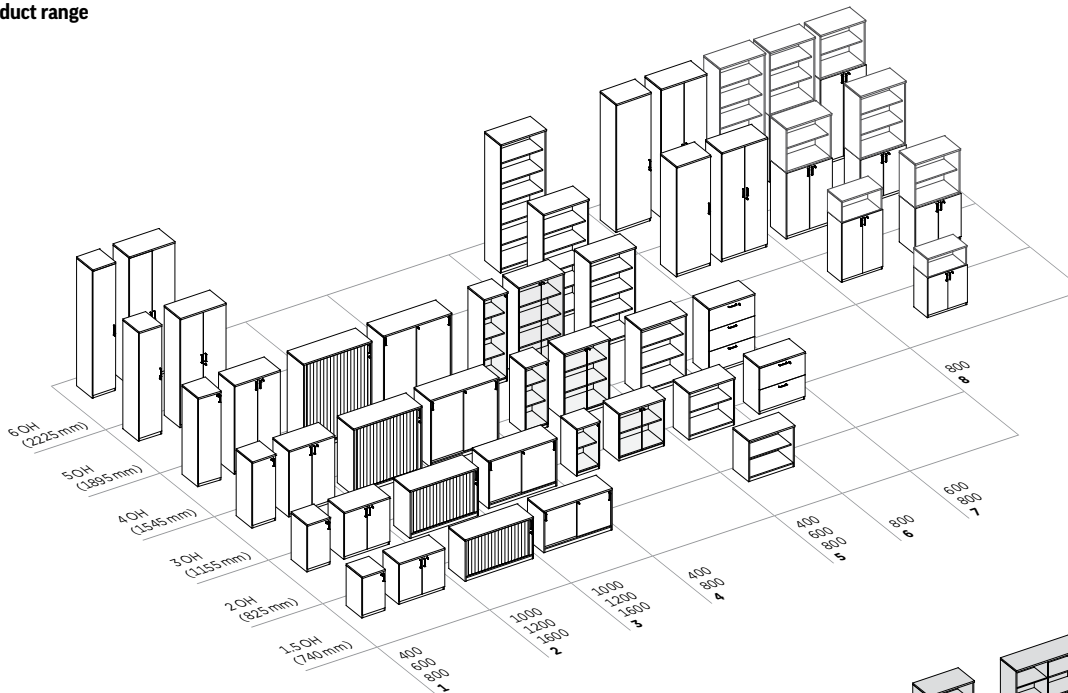
- maximum height of cabinet and upper cabinet set is 60H,
- cabinet and upper cabinet widths must be the same,
- height of cabinet and upper cabinet set in combinations 2OH + 2OH, and 4OH + 2OH is not of exact height as one-piece cabinet 4OH and 60H.

Common elements for all types of cabinets

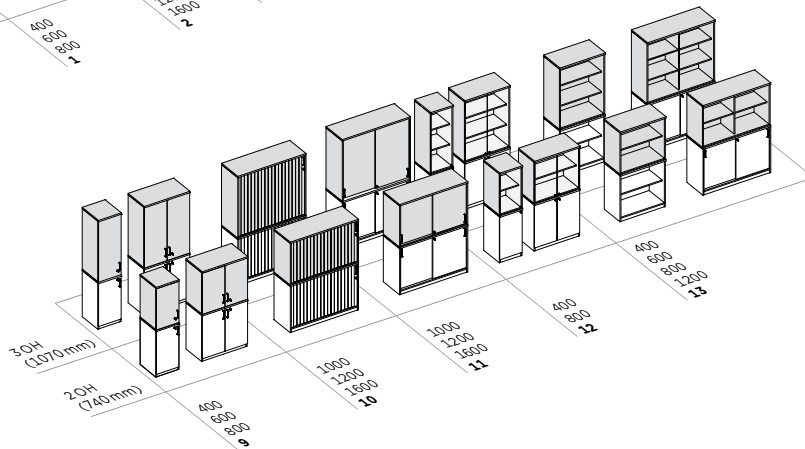
Carcass is made of melamine faced chipboard (MFC), class E1, thickness 18 mm, and top thickness 25 mm, with edge in glue technology.

All cabinets and upper cabinets are unassembled as standard, except for tambour door and drawer cabinets, which are fully assembled.

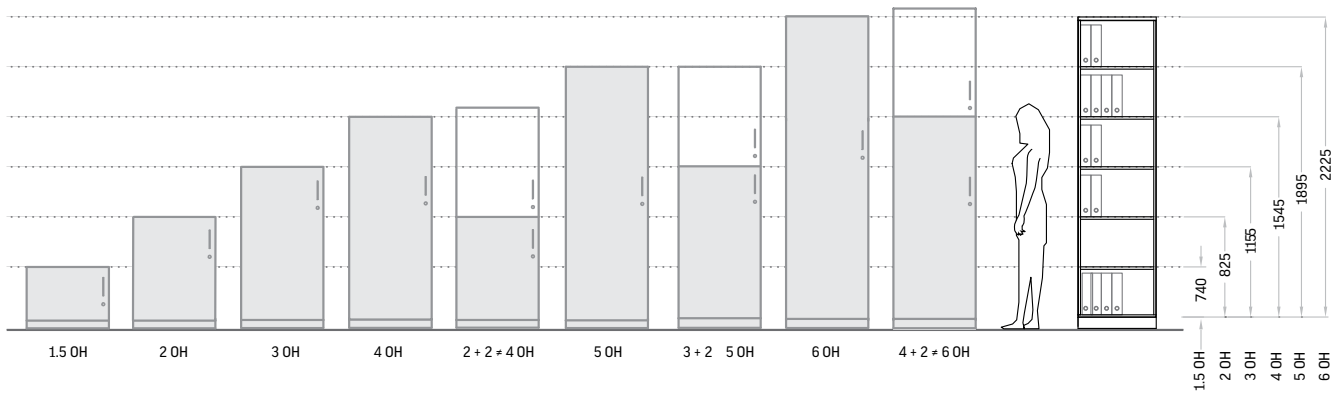
9.2. Product range



1. Hinged door cabinets
2. Tambour cabinets
3. Sliding door cabinets
4. Glass door cabinets
5. Open cabinets
6. Drawer cabinets
7. Wardrobe cabinets
8. Combi cabinets
9. Upper cabinets – hinged door
10. Upper cabinets – tambour door
11. Upper cabinets – sliding door
12. Upper cabinets – glass door
13. Upper cabinets – open



Maximum set height 60H



9.3. Sample order

Product code								Finish code					
Product line	Model		Shelf type	Dimensions			Back type	Top	Handles	Carcass	Door	Shelves	
WNI	S	W		0	8	5	N		BI	GY	MS	BI	MS

empty in case of selecting standard shelf, thickness 18 mm

empty in case of selecting 2.5 mm HDF board back

00	alu
BI	white
CZ	black
GY	grey

The following part of code **WNISW085N-BIGYMSBIMS** identifies product as:
Easy Space (**WNI**) hinged door cabinet (**SW**), shelves made of melamine faced chipboard (MFC), thickness 18 mm (**W**), width 800 mm (**08**), height 5 OH (**5**), unassembled (**N**), 2.5 mm HDF board back (**N**)

The following part of code **WNISW085N-BIGYMSBIMS** identifies product finishes as:
Top made of melamine faced chipboard (MFC) in white colour (**BI**), handles in grey colour (**GY**) carcass made of melamine faced chipboard (MFC) in slate colour (**MS**), door made of melamine faced chipboard (MFC) in white colour (**BI**), shelves made of melamine faced chipboard (MFC) in slate colour (**MS**)

Product code								Finish code						
Product line	Model		Shelf type	Dimensions			Version	Back type	Top	Handles	Carcass	Door	Shelves	
WNI	S	T	G	1	2	3	R	M		BI	00	MP	AL	MP

The following part of code **WNISTG123RM-BIOOMPALMP** identifies product as:
Easy Space (**WNI**) tambour door cabinet (**ST**), shelves made of melamine faced chipboard (MFC), thickness 25 mm (**G**), width 1200 mm (**12**), height 3 OH (**3**), right door version (**R**), back made of melamine faced chipboard (MFC), thickness 12 mm (**M**)

The following part of code **WNISTG123RM-BIOOMPALMP** identifies product finishes as:
Top made of melamine faced chipboard (MFC) in white colour (**BI**), handles in alu colour (**00**) carcass made of melamine faced chipboard (MFC) in platinum colour (**MP**), tambour door in alu colour (**AL**), shelves made of melamine faced chipboard (MFC) in platinum colour (**MP**)

00	alu
BI	white
CZ	black
GY	grey

Technical description


10. Mobile sideboard

Carcass and fronts are made of melamine faced chipboard (MFC), class E1, thickness 18 mm and top thickness 25 mm, with edge in glue technology, cabinet back thickness 12 mm in the same colour as carcass.

Sideboard version: 2 hinged doors equipped with single-point lock, and 3 drawers with 80% slide extension, equipped with central lock. Grommets available as an option. Five Ø 40 mm castors without brakes.

Handles available in following colours: alu, black, white or grey.

Sideboard is fully assembled as standard.



11. Auxiliary furniture

Free-standing screens – made of melamine faced chipboard (MFC), class E1, thickness 18 mm with edge in glue technology. Pinnable upholstered pad on one side or pads on both sides, available as an option. Upholstered pads are made of soft fibreboard, thickness 8 mm, not replaceable. Screen height 40H, upholstered pad height from 20H to 40H.

Available versions:

- fixed – equipped with metal feet with glides, powder-coated in alu colour or chromium plated,
- mobile – equipped with metal feet and castors with brakes, powder-coated in alu colour or chromium plated. Free-standing screens are unassembled as standard.

Caddy – carcass and fronts are made of melamine faced chipboard (MFC), class E1, thickness 18 mm and top thickness 25 mm, with edge in glue technology.

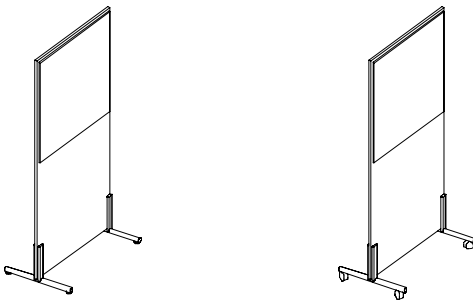
Caddy version: without top, with small top, with large top.

Lift-up door equipped with single-point lock.

Four Ø 65 mm castors, two with brakes.

Handles available in following colours: alu, black, white or grey.

Caddies are unassembled as standard.



12. Cable management

Horizontal wire trunkings

Foldable – made of steel sheet, thickness 0.8 mm, powder-coated in alu colour. Fixing directly to table top with dedicated plastic brackets.

Modular – made of plastic in grey colour. Fixing directly to table top, pre-assembly of single modules required. Available in sets of 4, 6, 10 pieces.

Cable clamps – made of plastic in grey colour. Fixing directly to table top. Available in set of 4 pieces.

Vertical wire trunkings

Universal – made of plastic in alu colour. Fixing directly to table top. Applicable to fixed height desks.

Flexible spring – made of plastic in alu or black colour, or transparent. Fixing directly to table top. Applicable to fixed height and height adjustable desks.

For square leg – made of steel sheet, thickness 0.8 mm, powder-coated in alu, black, white or grey colour. Tool-free assembly to square leg.

For C-leg – made of plastic in alu or white colour. Three versions available, depending on C-leg base type. Tool-free assembly to C-leg.

13. Technical regulations, certificates and quality marks (for selected product configurations)

GS safety certificate,
COBRABID approved compliance with:
EN 527-1, EN 527-2, EN 14073-2.

eModel

Technical description

1. Desks

1.1. Table top

Fixed table tops – made of melamine faced chipboard (MFC), thickness 25 mm, class E1, with 2 mm edge in glue technology as standard, or laser edge as an option, with the following shape options: rectangular and double wave. Table tops are available in wide range of dimensions. Cut outs for grommets as well as media ports in various types and configurations – applicable as an option.

1.2. Base

T-legs with fixed height – one-segment columns made of steel profile 70 × 70 mm with feet equipped with levelling glides.

T-legs with manual height adjustment by crank – two-segment columns made of steel profile – dimensions: 70 × 70 mm, 61.5 × 61.5 mm from bottom to top respectively, with feet equipped with levelling glides.

T-legs with electric height adjustment – three-segment columns made of steel profile – dimensions: 70 × 70 mm, 61.5 × 61.5 mm, 53 × 53 mm from bottom to top respectively, with feet equipped with levelling glides. Each column is equipped with a drive placed inside, for telescoping function, connected with control box with following plug standards: European (EU), British (GB), and Swiss (CH).

Control panels for height adjustment:

- up&down button, as standard,
- control panel with display and memory function, as an option.

Anti-Collision function – feature that stops movement when table top hits an obstacle and reverses (up/down), which helps to avoid damage, available as standard.

Options available for all types of bases

Foot types:

- foot A (with plastic caps),
 - foot B (rounded ends, without plastic caps).
- Feet are equipped with plastic glides, levelling in range of 10 mm as standard, or

with Ø 50 mm castors with brakes as an option.

Note: castors are not applicable to desks with telescopic frame, and desks with manual height adjustment by crank.

Frame types:

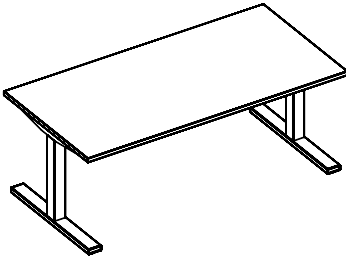
- fixed – applicable to desks with fixed height, manual or electric height adjustment (pre-assembled frame to table top),
- telescopic – applicable to desks with electric height adjustment (frame pre-assembled with columns), adjustable in range of 1200-1800 mm.

Desk base divider – recommended to use for safety reasons, when making linear arrangement of two or more desks with height adjustment. Distance between table tops: 25 mm for desks with fixed frame and 36 mm for desks telescopic frame.

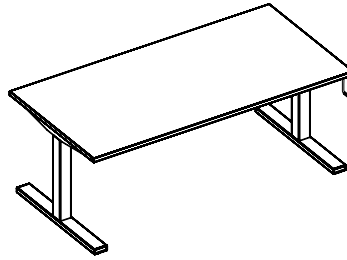
Finish options: powder-coated in alu, black or white colour.

1.3. Product range

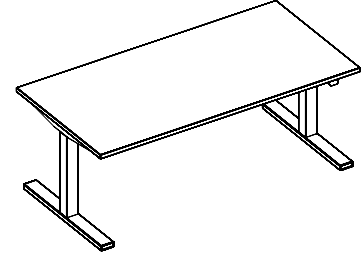
Bases



T-legs with fixed height

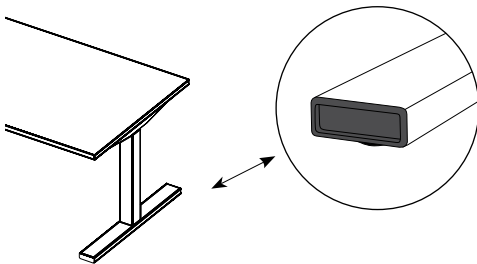


T-legs with manual height adjustment by crank

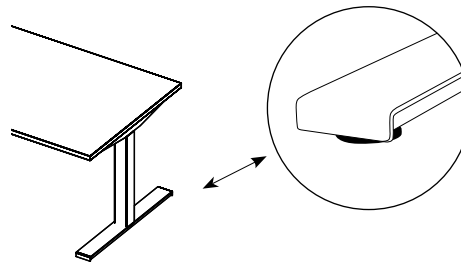


T-legs with electric height adjustment

Foot types:



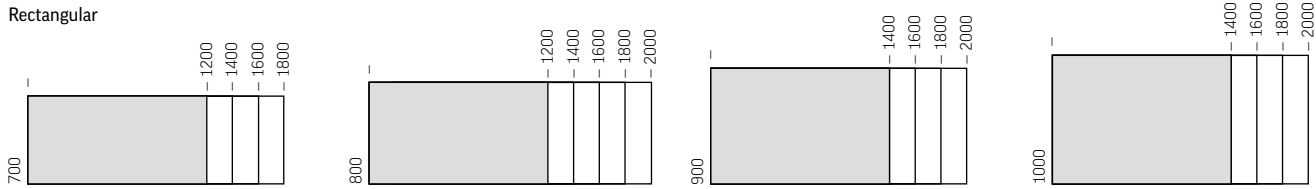
Foot A



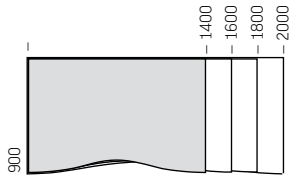
Foot B

Table tops

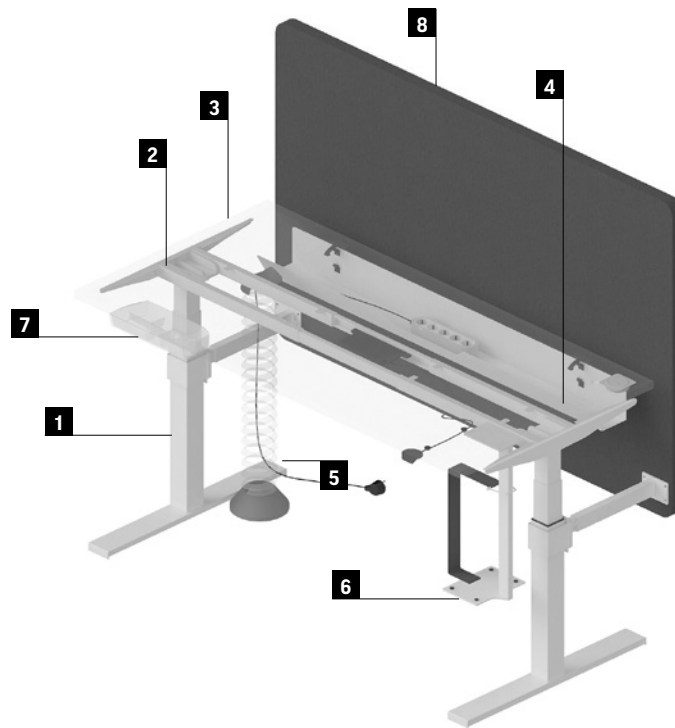
Rectangular



Double wave



- 1** T-leg with electric height adjustment
- 2** Frame
- 3** Table top
- 4** Horizontal wire trunking
- 5** Vertical wire trunking - flexible spring
- 6** PC holder
- 7** Rotating pencil tray
- 8** Upper desk panel, fully upholstered, front



1.4. Sample order

Product code										Finish code				
Product line	Table top shape	Dimensions		Height adjustment and frame type	Ø80 mm cut out position	Foot type	Anti-Collision		Plug and control panel type	Table top colour	Grommet colour		Base colour	
WNI	R	1	0	F	L	8	A	N	X	MS	00	BI	00	BI

The following part of code **WNIR10FL8ANX-MS00BI00BI** identifies product as: eModel (**WNI**) desk with rectangular table top (**R**), dimensions 1600×800 mm (**10**), electric height adjustment and fixed frame (**F**), left Ø80 mm cut out for: grommet (included) or dedicated media ports (**L**), foot type A (**8**), Anti-Collision function (**A**), European plug standard and control panel with display and memory function (**X**)

AL	alu	AL	alu
BI	white	BI	white
CZ	black	CZ	black

The following part of code **WNIR10FL8ANX-MS00BI00BI** identifies product finishes as: Table top made of melamine faced chipboard (MFC) in slate colour (**MS**), grommet in white colour (**BI**), base powder-coated in white colour (**BI**)

2. Conference tables

2.1. Table top

Fixed table tops – made of melamine faced chipboard (MFC), thickness 25 mm, class E1, with 2 mm edge in glue technology as standard, or laser edge as an option. Available shape – barrel in following dimensions 1600, 1800, 2000 mm × 800/900 mm. Cut outs for grommets as well as media ports in various types and configurations – applicable as an option.

2.2. Base

T-legs with electric height adjustment – three-segment columns made of steel profile – dimensions: 70 × 70 mm, 61.5 × 61.5 mm, 53 × 53 mm from bottom to top respectively, with feet equipped with levelling glides.

Each column is equipped with a drive placed inside, for telescoping function, connected with control box with following plug standards: European (EU), British (GB), and Swiss (CH).

Control panels for height adjustment:

- up&down button, as standard,
- control panel with display and memory function, as an option.

Anti-Collision function – feature that stops movement when table top hits an obstacle and reverses (up/down), which helps to avoid damage, available as standard.

Options available for all types of bases

Foot types:

- foot A (with plastic caps),
 - foot B (rounded ends, without plastic caps),
- Feet are equipped with plastic glides, levelling in range of 10 mm as standard, or with Ø 50 mm castors with brakes as an option.

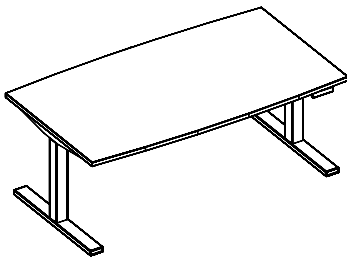
Note: castors are not applicable to desks with telescopic frame, and desks with manual height adjustment by crank.

Frame types:

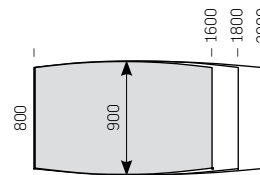
- fixed – frame pre-assembled to table top,
- telescopic – pre-assembled frame with columns, adjustable in range of 1600–1800 mm.

Finish options: powder-coated in alu, black or white colour.

2.3. Product range



T-legs with electric height adjustment



Barrel-shape table top

3. Workbenches

3.1. Table top

Fixed table tops – made of melamine faced chipboard (MFC), thickness 25 mm, class E1, with 2 mm edge in glue technology as standard, or laser edge as an option. Available shape – rectangular in wide range of dimensions. Cut outs for grommets as well as media ports in various types and configurations – applicable as an option.

3.2. Base

H-legs with fixed height – one-segment columns made of steel profile 70 × 70 mm, connected with crossbeam, made of steel profile 60 × 60 mm.

H-legs with manual height adjustment by crank – two-segment columns made of steel profile – dimensions: 70 × 70 mm, 61.5 × 61.5 mm, from bottom to top respectively, connected with crossbeam, made of steel profile 60 × 60 mm.

H-legs with electric height adjustment – three-segment columns made of steel profile – dimensions: 70 × 70 mm, 61.5 × 61.5 mm, 53 × 53 mm from bottom to top respectively, connected with crossbeam, made of steel profile 60 × 60 mm.

Each column is equipped with a drive placed inside, for telescoping function, connected with control box with following plug standards: European (EU), British (GB), and Swiss (CH).

Control panels for height adjustment:

- up&down button, as standard,
- control panel with display and memory function, as an option.

Anti-Collision function – feature that stops movement when table top hits an obstacle and reverses (up/down), which helps to avoid damage, available as standard.

Options available for all types of bases

Columns are equipped with plastic glides, levelling in range of 10 mm.

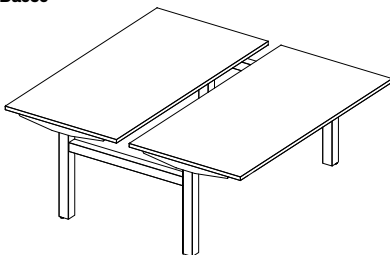
Frame types:

- fixed – frame pre-assembled to table top.
- **Workbench base divider** – recommended to use for safety reasons, when making linear arrangement of two or more workbenches with height adjustment. Distance between table tops: 25 mm.

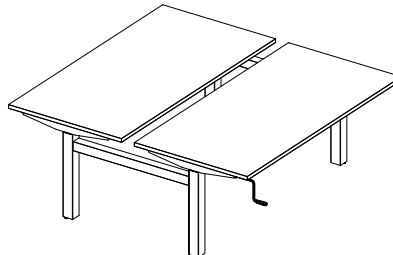
Finish options: powder-coated in alu, black or white colour.

3.3. Product range

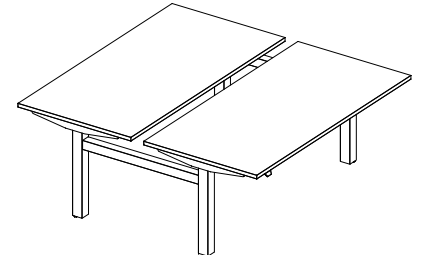
Bases



H-legs with fixed height



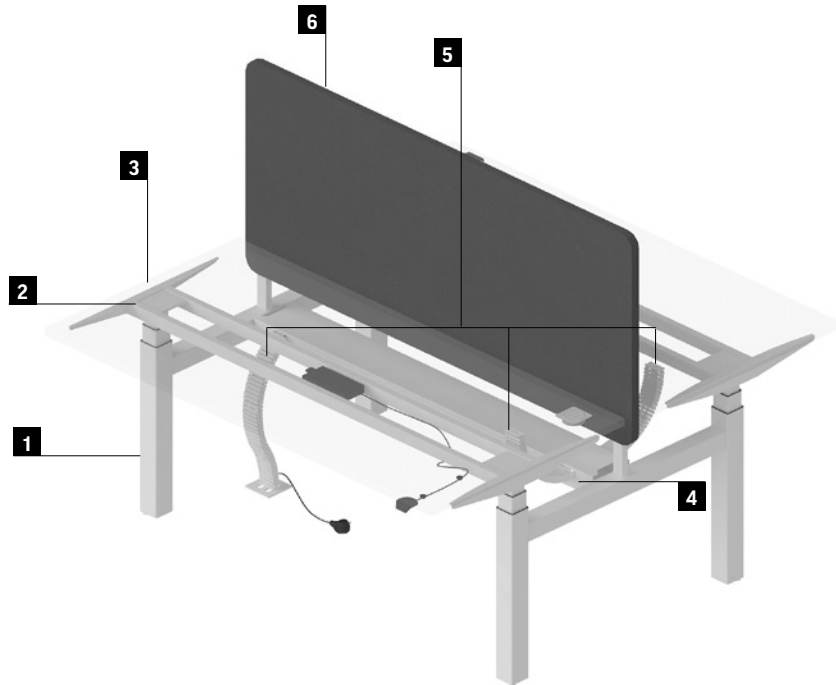
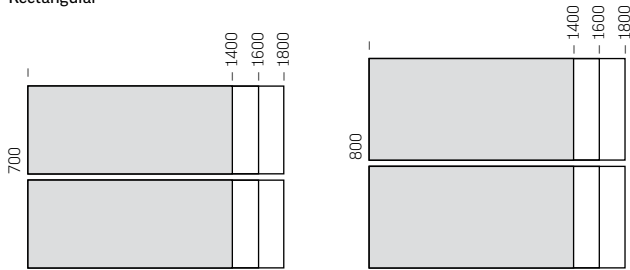
H-legs with manual height adjustment by crank



H-legs with electric height adjustment

Table tops

Rectangular



- 1** H-leg with electric height adjustment
- 2** Frame
- 3** Table top
- 4** Horizontal wire trunking - shared
- 5** Vertical wire trunking - flexible modular, shared
- 6** Upper workbench panel, fully upholstered, high

ADJUSTMENT RANGE					
	DESKS AND CONFERENCE TABLES ON T-LEG BASE				WORKBENCH ON H-LEG BASE
	FIXED FRAME		TELESCOPIC FRAME		FIXED FRAME
	Foot type A	Foot type B	Foot type A	Foot type B	
Fixed height	740 mm	760 mm	–	–	740 mm
Manual height adjustment by crank	630–980 mm	650–1000 mm	–	–	650–1000 mm
Electric height adjustment	630–1290 mm	650–1310 mm	660–1320 mm	680–1340 mm	650–1310 mm

Technical parameters (applicable to base with electric height adjustment):

- Anti-Collision technology,
- protection against overheating,
- smooth start&stop,
- smooth up&down movement,
- speed 38 mm/s,
- noise < 50 dB,
- power consumption in standby mode 0.3 W,
- load capacity 75 kg per tabletop/two columns,
- direct current drive power supply.

4. Table top finishes combinations

		TABLE TOP FINISH - MELAMINE FACED CHIPBOARD (MFC)									
		BI (G)	MB (4)	MP (P)	BZ (I)	CC (K)	MS (E)	NM (5)	NR (6)	NS (7)	
EDGE FINISH	LASER	BI (G)	BI	4G	PG	IG	KG	EG	5G	6G	7G
		MB (4)	G4	MB	P4	I4	K4	E4	54	64	74
		MP (P)	GP	4P	MP	IP	KP	EP	5P	6P	7P
		NB (U)	GU	4U	PU	IU	KU	EU	5U	6U	7U
		NH (3)	G3	43	P3	I3	K3	E3	53	63	73
		NJ (2)	G2	42	P2	I2	K2	E2	52	62	72
	GLUE TECHNOLOGY	BI (G)	BI	4G	PG	IG	KG	EG	5G	6G	7G
		MB (4)	G4	MB	P4	I4	K4	E4	54	64	74
		MP (P)	GP	4P	MP	IP	KP	EP	5P	6P	7P
		BZ (I)	GI	4I	PI	BZ	KI	EI	5I	6I	7I
		CC (K)	GK	4K	PK	IK	CC	EK	5K	6K	7K
		MS (E)	GE	4E	PE	IE	KE	MS	5E	6E	7E
		NM (5)	G5	45	P5	I5	K5	E5	NM	65	75
		NR (6)	G6	46	P6	I6	K6	E6	56	NR	76
		NS (7)	G7	47	P7	I7	K7	E7	57	67	NS
		NU (8)	G8	48	P8	I8	K8	E8	58	68	78
		NA (X)	GX	4X	PX	IX	KX	EX	5X	6X	7X
		NB (U)	GU	4U	PU	IU	KU	EU	5U	6U	7U
		NC (9)	G9	49	P9	I9	K9	E9	59	69	79
		NH (3)	G3	43	P3	I3	K3	E3	53	63	73
NJ (2)	G2	42	P2	I2	K2	E2	52	62	72		
NL (0)	G0	40	P0	I0	K0	E0	50	60	70		
NT (R)	GR	4R	PR	IR	KR	ER	5R	6R	7R		
NV (W)	GW	4W	PW	IW	KW	EW	5W	6W	7W		
NP (J)	GJ	4J	PJ	IJ	KJ	EJ	5J	6J	7J		
NZ (L)	GL	4L	PL	IL	KL	EL	5L	6L	7L		

The following code **GL** identifies table top colour as: melamine faced chipboard MFC in White colour BI (G) with edge in Natural Hickory NZ (L)

5. Panels

5.1. Desk panels

Upper fully upholstered, front – structure is made of wooden frame with soft fibreboard, with fabric cover, pinnable. Panel thickness 32 mm, height 890 mm, edges rounded at 40 mm radius.

Assembly with metal brackets to desk legs.

Brackets finish options: powder-coated in alu, black or white colour.

Panel types: one-side assembly (for single desk), two-sides assembly (for two desks simultaneously).

Modesty, front – made of melamine faced chipboard (MFC), thickness 18 mm, class E1, with edge in glue technology.

Assembly with metal brackets pulled over table top edge.

Brackets finish options: powder-coated in alu, black or white colour.

Available shapes: rectangular or with edges rounded at 40 mm radius.

Modesty fully upholstered, front – structure is made of chipboard, thickness 16 mm, with fabric cover, edges rounded at 40 mm radius.

Assembly with metal brackets pulled over table top edge.

Brackets finish options: powder-coated in alu, black or white colour.

CS5040 upper fully upholstered, front – structure is made of 8 mm raw chipboard with 8 mm soft fibreboard on both sides, with fabric cover, pinnable. Panel thickness 24 mm, upper edges rounded at 50 mm radius. Assembly with metal brackets pulled over table top edge. Upholstered panel is placed in U-shape bracket, and can be easily removed.

Brackets finish options: powder-coated in alu, black or white colour.

CS5040 upper felt, front – made of thermoformed felt in light or dark grey color. Panel thickness 24 mm, upper edges rounded at 40 mm radius. Assembly with metal brackets

pulled over table top edge. Felt panel is placed in U-shape bracket, and can be easily removed. **Brackets finish options:** powder-coated in alu, black or white colour.

Note: simultaneous assembly of modesty and upper panel is not possible.

5.2. Workbench panels

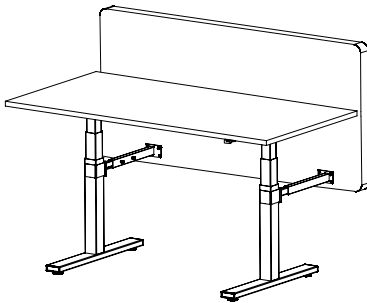
Upper fully upholstered (high and low) – structure is made of wooden frame with soft fibreboard, with fabric cover, pinnable. Panel thickness 32 mm, edges rounded at 40 mm radius. Assembly with metal brackets to workbench crossbeams.

Brackets finish options: powder-coated in alu, black or white colour.

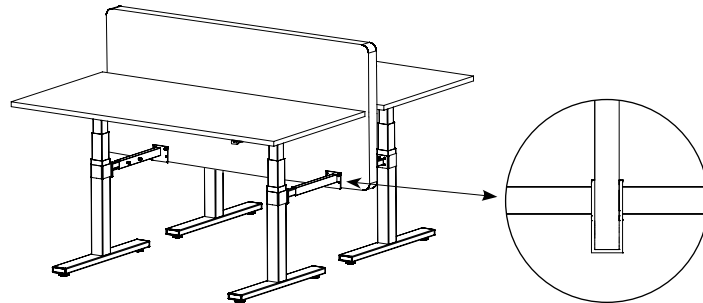
Panel types:

- high (height 700 mm),
- low (height 490 mm).

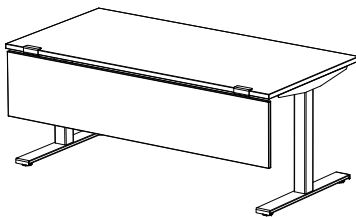
5.3. Product range



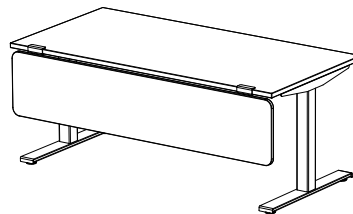
Upper desk panel, fully upholstered, front
One-side assembly



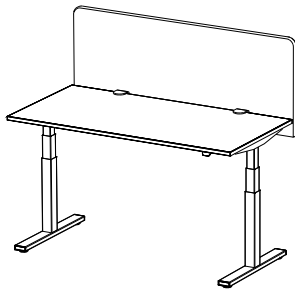
Upper desk panel, fully upholstered, front
Two-sides assembly



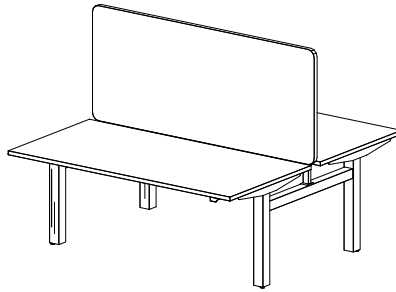
Modesty desk panel, front, rectangular
– melamine faced chipboard (MFC)



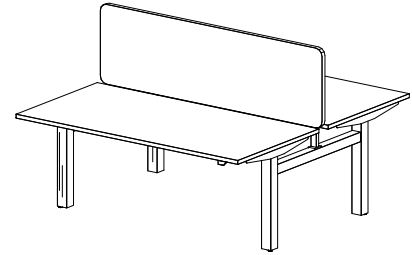
Modesty desk panel, front, rounded edges:
– fully upholstered
– melamine faced chipboard (MFC)



CS5040 upper desk panel, front
- fully upholstered
- felt



Upper workbench panel, fully upholstered, high



Upper workbench panel, fully upholstered, low

6. Cable management

Horizontal wire trunkings

Foldable - made of steel sheet, thickness 1 mm, powder-coated in alu, black or white colour. Fixing directly to table top with dedicated plastic brackets.

Foldable, basket - made of Ø 3 and 4 mm rod, powder-coated in alu, white or black colour. Fixing directly to the table top with black plastic brackets. Depth 75 mm.

Foldable, based on CS5040 - made of steel sheet, thickness 1.0 mm, with cut outs that allow to integrate it with vertical wire trunking. Powder coated in alu, black or white. Fixing directly to table top with dedicated plastic brackets (included).

Adjustable - made of steel sheet, thickness 1 mm, powder-coated in alu, black or white colour. Fixing directly to table top. Applicable to all desks widths.

Shared (dedicated to workbench) - made of steel sheet, thickness 1 mm, with metal cover, powder-coated in alu, black or white colour. Fixing directly to workbench crossbeams. Applicable to all workbench widths.

Vertical wire trunkings

Flexible spring - made of plastic in alu or black colour, or transparent. Fixing directly to table top. Applicable to fixed height and height adjustable desks and workbenches.

Flexible modular - made of plastic in alu, black or white colour. Fixing directly to table top.

Flexible modular with magnet - upper part made of plastic, bottom part made of powder-coated steel, both elements in alu, black or white colour. Fixing directly to table top and desk leg via magnet.

Flexible modular shared (dedicated to workbench) - made of plastic in alu, black or white colour. Set consists of three elements, two upper elements fixed directly to table top, bottom part assembled to shared horizontal wire trunking.

Cable cover

Cable cover for desk and workbench with fixed frame - made of metal steel sheet, thickness 0,8 mm, powder coated in alu, black or white. Two pieces set (except for one-piece cover for desks width 1200 mm).

The cover parts have the same length, one of them with ventilation holes for the control box. Assembly to frame holes with black rubber glands and over the column collar. Covers are disassembled if necessary.

7. Technical regulations, certificates and quality marks (for selected product configurations)

GS safety certificate.

Play&Work

1. Desks

1.1. Table top

Fixed table tops – finish options:

- melamine faced chipboard (MFC), thickness 25 mm, class E1, with 2 mm edge in glue technology as standard or laser edge as an option,
- laminate – top part of chipboard covered with laminate, bottom part covered with anti-resilient laminate in grey colour, thickness 25 mm, with 2 mm edge in glue technology,
- laminate (cellular board) – top part of board covered with laminate, bottom part covered with anti-resilient laminate in grey colour, thickness 25 mm, with 2 mm edge in glue technology, available with U-legs base only.
- linoleum – top part of birch plywood covered with linoleum, bottom part covered with anti-resilient laminate, thickness 25 mm, with wax protected edge (plywood structure visible).

Table tops are available in following shape options: rectangular, one side rounded or both-sides rounded at 50 mm radius, and in wide range of dimensions. Cut outs for grommets as well as media ports in various types and configurations – applicable as an option.

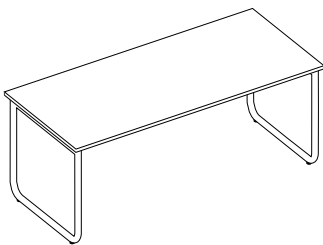
1.2. Base

U-legs – made of steel tube Ø40 mm welded with supporting beam made of steel profile 40 × 50 mm.

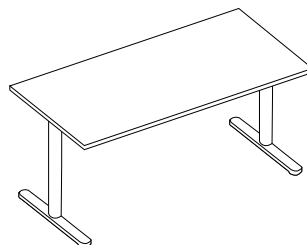
Frame – made of steel profiles 30 × 40 mm assembled to table top.

1.3. Product range

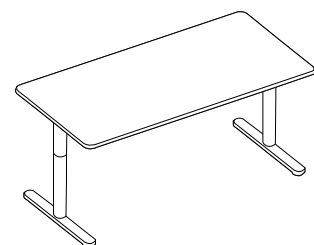
Bases



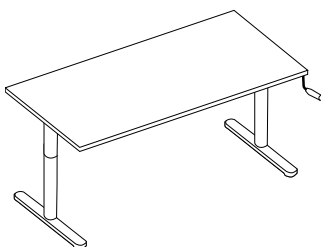
U-legs



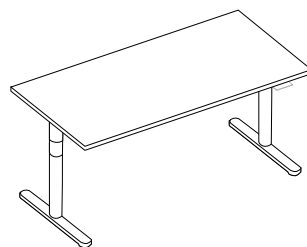
T-legs with fixed height



T-legs with manual height adjustment-ratchet type



T-legs with manual height adjustment by crank



T-legs with electric height adjustment

Finish options: powder-coated in alu, black or white colour.

Fixed height 740 mm as standard, levelling in range of 10 mm.

T-legs with fixed height – one-segment columns made of steel tube Ø 70 mm with feet equipped with levelling glides.

Frame – made of steel profile 102 × 50 mm assembled to table top.

Finish options: powder-coated in alu, black or white colour.

Fixed height 740 mm as standard, levelling in range of 10 mm.

T-legs with manual height adjustment-ratchet type – two-segment columns made of steel tubes Ø 70 mm, Ø 63 mm, from bottom to top respectively, with feet equipped with levelling glides.

Frame – made of steel profile 102 × 50 mm assembled to table top.

Finish options: powder-coated in alu, black or white colour.

Manual height adjustment in range of 650–890 mm, levelling in range of 10 mm.

T-legs with manual height adjustment by crank – two-segment columns made of steel tubes Ø 70 mm, Ø 63 mm, from bottom to top respectively, with feet equipped with levelling glides.

Frame is made of steel profile 102 × 50 mm assembled to table top.

Finish options: powder-coated in alu, black or white colour.

Manual height adjustment in range of 650–1050 mm, levelling in range of 10 mm.

T-legs with electric height adjustment – three segment columns made of steel tubes – Ø 70 mm, Ø 63 mm, Ø 56 mm, from bottom to top respectively, with feet equipped with levelling glides.

Each column is equipped with a drive placed inside, connected with control box with following plug standards: European (EU), British (GB), and Swiss (CH).

Frame – made of steel profile 102 × 50 mm assembled to table top.

Control panel for height adjustment – retractable, with display and memory function as standard.

Anti-Collision function – columns automatically detects obstacles, which helps to avoid collision, available as standard.

Finish options: powder-coated in alu, black or white colour.

Electric height adjustment in range of 650–1300 mm, levelling in range of 10 mm.

Desk base divider for T-legs – recommended to use for safety reasons, when making linear arrangement of two or more desks with height adjustment. Distance between table tops: 25 mm.

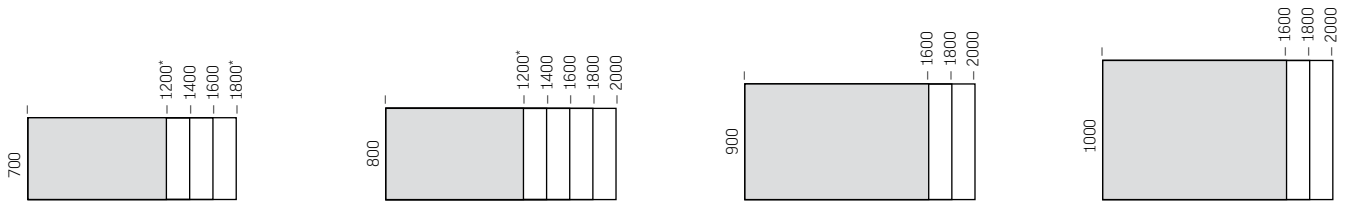
Finish options: powder-coated in alu, black or white colour.

Note: internal tubes of legs with height adjustment are powder-coated in colours that differ from external tube colours, due to high abrasion resistance requirement.

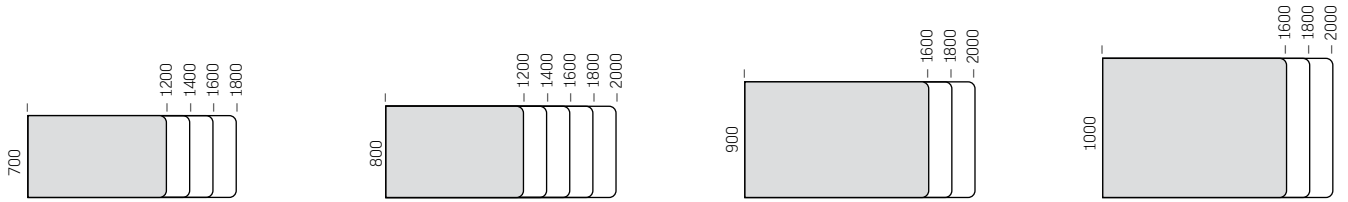
All desks are unassembled as standard.

Table tops

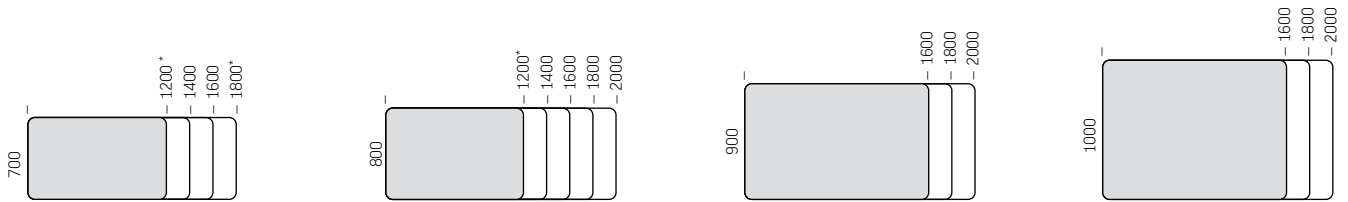
Rectangular



One-side rounded *

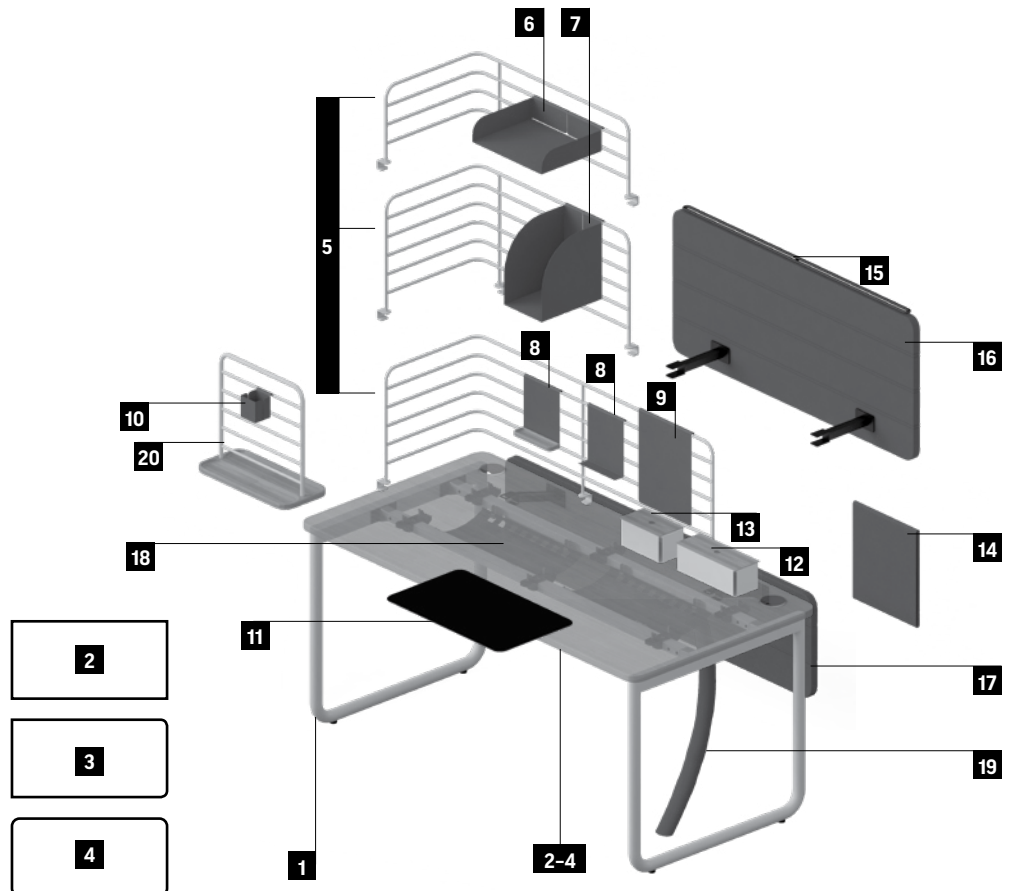


Both-sides rounded



*not available for T-leg

- 1** U-legs
- 2** Rectangular table top
- 3** One-side rounded table top
- 4** Both-sides rounded table top
- 5** Metal panels
- 6** Horizontal shelf (A4)
- 7** Binder box
- 8** Magnetic board with a pencil tray
- 9** Magnetic board
- 10** Pencil box
- 11** Leather pad
- 12** Media Box
- 13** Media Box Mini
- 14** Upholstered pad
- 15** Organiser strip
- 16** Upper upholstered panel
- 17** Modesty panel
- 18** Horizontal wire trunking
- 19** Vertical wire trunking
- 20** Free-standing metal organiser



2. Workbenches

2.1. Table top

Sliding table tops (for U-legs base) - made of melamine faced chipboard (MFC), thickness 25 mm, class E1, with 2 mm edge in glue technology as standard or laser edge as an option,

Fixed table tops (for H-legs base) - finish options:

- melamine faced chipboard (MFC), thickness 25 mm, class E1, with 2 mm edge in glue technology as standard or laser edge as an option,
- laminate - top part of chipboard covered with laminate, bottom part covered with anti-resilient laminate in grey colour, thickness 25 mm, with 2 mm edge in glue technology,
- linoleum - top part of birch plywood covered with linoleum, bottom part covered with anti-resilient laminate, thickness 25 mm, with wax protected edge (plywood structure visible).

Fixed extension tops (for U-legs base) - made of melamine faced chipboard (MFC), thickness 25 mm, class E1, with 2 mm edge in glue technology as standard or laser edge as an option. Extension top cannot be ordered separately, always as a optional part of workbench configuration.

Table tops are available in following shape options: rectangular, one-side rounded (not applicable to H-leg base) or both-sides rounded at 50 mm radius, and in wide range of dimensions.

Cut outs for grommets as well as media ports in various types and configurations - applicable as an option.

2.2. Base

U-legs - made of steel tube $\varnothing 40$ mm welded with supporting beam made of steel profile 40×50 mm.

U-leg in additional module is recessed 400 mm from table top edge.

Frame - made of steel profiles 30×40 mm assembled to table top.

Finish options: powder-coated in alu, black or white colour.

Fixed height 740 mm as standard, levelling in range of 10 mm.

H-legs with manual height adjustment by crank

- two-segment columns made of steel tubes $\varnothing 70$ mm, $\varnothing 63$ mm, from bottom to top respectively, connected with crossbeam, made of steel profile 60×40 mm. Legs are fitted with metal leg adapter and levelling glides.

Frame is made of steel profile 102×50 mm assembled to table tops.

Finish options: powder-coated in alu, black or white colour.

Manual height adjustment in range of 650-1050 mm, levelling in range of 10 mm.

H-legs with electric height adjustment - three

segment columns made of steel tubes - $\varnothing 70$ mm, $\varnothing 63$ mm, $\varnothing 56$ mm, from bottom to top respectively, connected with crossbeam, made of steel profile 60×40 mm. Legs are fitted with metal leg adapter and levelling glides. Each column is equipped with a drive placed inside, connected with control box with following plug standards: European (EU), British (GB), and Swiss (CH). Frame - made of steel profile 102×50 mm assembled to table tops.

Control panel for height adjustment - retractable, with display and memory function as standard.

Anti-Collision function - columns automatically detects obstacles, which helps to avoid collision, available as standard.

Finish options: powder-coated in alu, black or white colour.

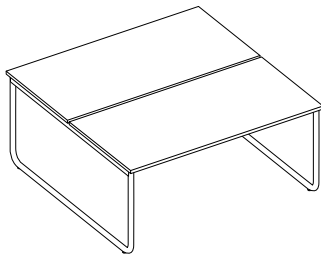
Electric height adjustment in range of 650-1300 mm, levelling in range of 10 mm.

Workbench base divider for H-legs - recommended to use for safety reasons, when making linear arrangement of two or more workbenches with height adjustment. Distance between table tops: 25 mm. Finish options: powder-coated in alu, black or white colour.

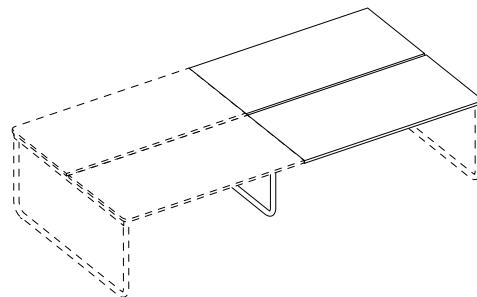
Note: internal tubes of legs with height adjustment are powder-coated in colours that differ from external tube colours, due to high abrasion resistance requirement.

2.3. Product range

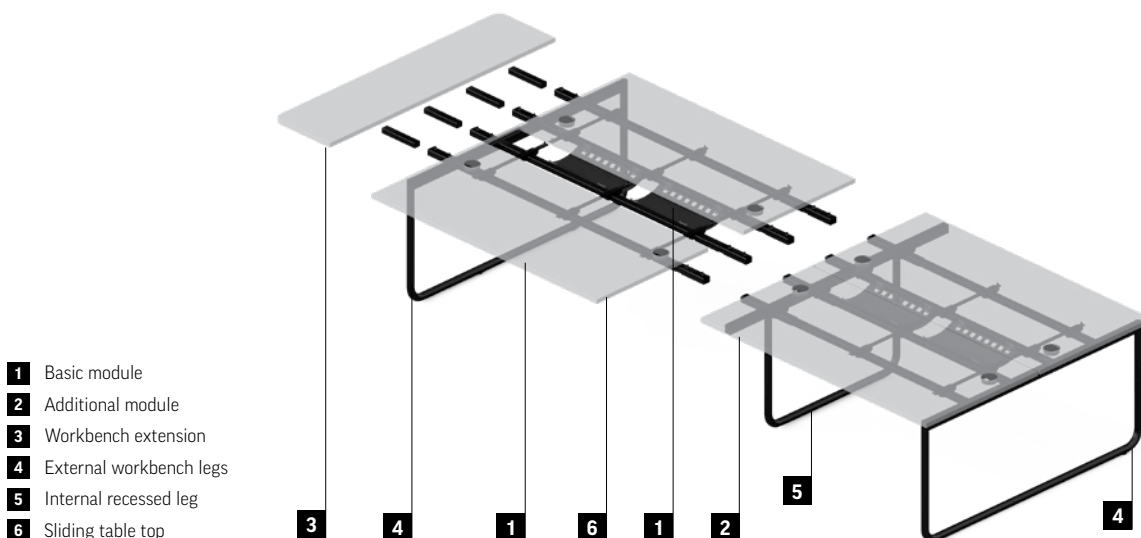
Bases



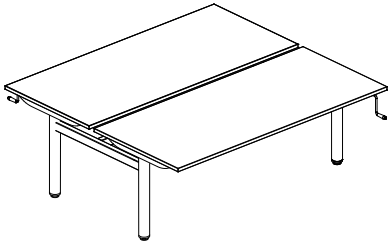
Basic module with U-legs



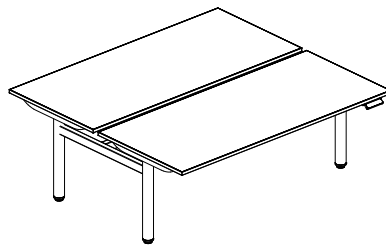
Additional module with U-leg



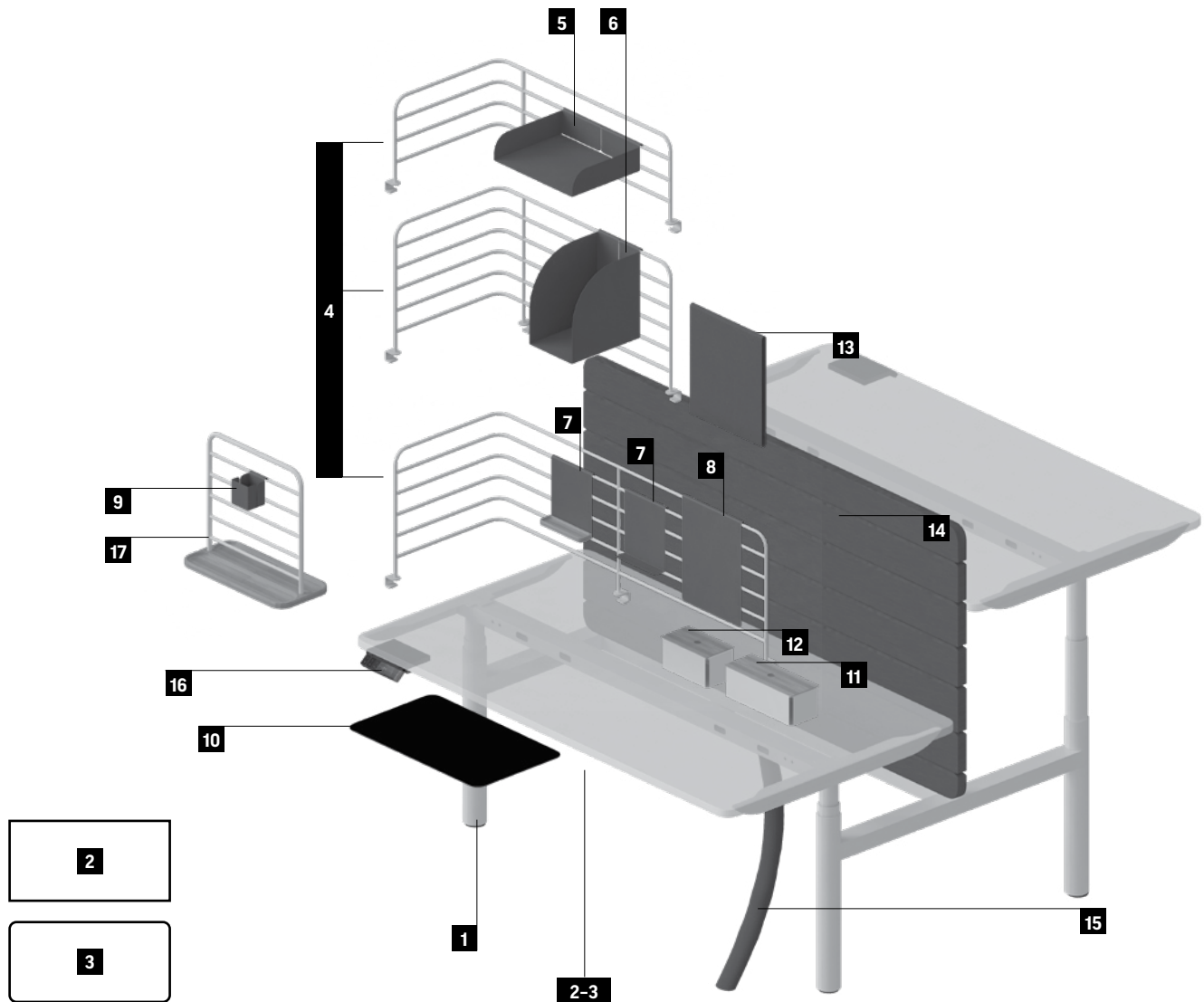
- 1 Basic module
- 2 Additional module
- 3 Workbench extension
- 4 External workbench legs
- 5 Internal recessed leg
- 6 Sliding table top



H-legs with manual height adjustment by crank



H-legs with electric height adjustment

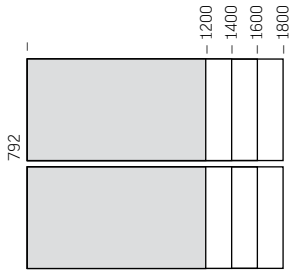


- | | | |
|--|--|---|
| <ul style="list-style-type: none"> 1 H-legs 2 Rectangular table top 3 Both-sides rounded table top 4 Metal panels 5 Horizontal shelf (A4) 6 Binder box | <ul style="list-style-type: none"> 7 Magnetic board with a pencil tray 8 Magnetic board 9 Pencil box 10 Leather pad 11 Media Box 12 Media Box Mini | <ul style="list-style-type: none"> 13 Upholstered pad 14 Upper upholstered panel 15 Vertical wire trunking 16 Control panel with a display and a memory function 17 Free-standing metal organiser |
|--|--|---|

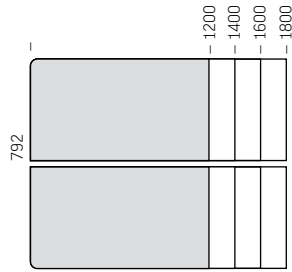
Technical description

Table tops

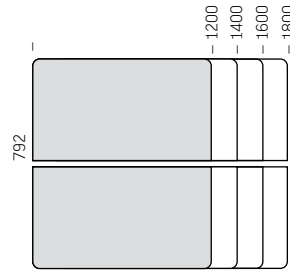
Rectangular for U-leg



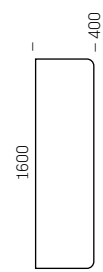
One-side rounded for U-leg



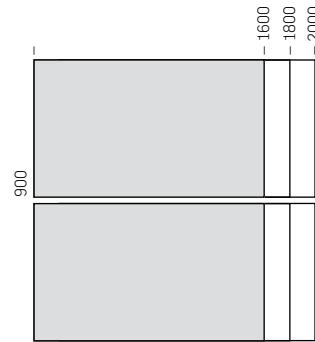
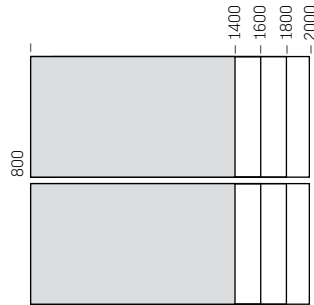
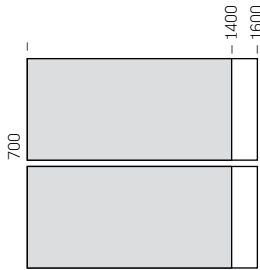
Both-sides rounded for U-leg



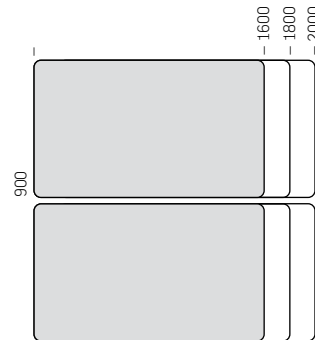
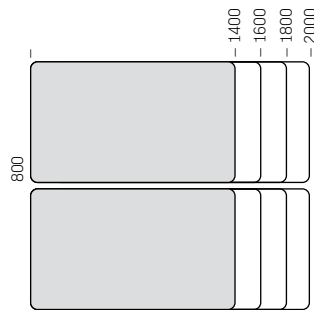
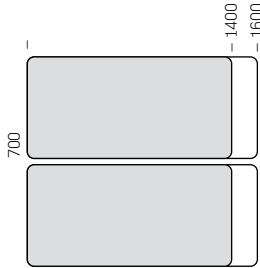
Additional workbench extension



Rectangular for H-leg



Both-sides rounded for H-leg



	ADJUSTMENT RANGE				
	DESKS		WORKBENCHES		HIGH TABLE
	U-LEGS	T-LEGS	U-LEGS	H-LEGS	U-LEG
Fixed height	740 mm	740 mm	740 mm	-	1117 mm
Manual height adjustment - ratchet type	-	650-890 mm	-	-	-
Manual height adjustment by crank	-	650-1050 mm	-	650-1050 mm	-
Electric height adjustment	-	650-1300 mm	-	650-1300 mm	-

Technical parameters (applicable to base with electric height adjustment):

- Anti-Collision technology,
- protection against overheating,
- smooth start&stop,
- smooth up&down movement,
- speed 50 mm/s,
- noise < 50 dB,
- power consumption in standby mode 0.6 W,
- load capacity 75 kg per tabletop made of melamine faced chipboard (MFC) or laminated /two columns,
- load capacity 70 kg per tabletop made of linoleum/two columns,
- direct current drive power supply.

3. Desks for integration with cabinet

3.1. Table top

Fixed table tops - made of melamine faced chipboard (MFC), thickness 25 mm, class E1, with 2 mm edge in glue technology.

Table tops are available in following shape options: rectangular or one-side rounded at 50 mm radius. Cut outs for grommets as well as media ports in various types and configurations - applicable as an option.

3.2. Base

U-leg - made of steel tube Ø40 mm welded with supporting beam made of steel profile 40 × 50 mm.

Frame - made of steel profiles 30 × 40 mm assembled to table top, equipped with dedicated connectors for cabinet integration.

Finish options: powder-coated in alu, black or white colour.

Fixed height 740 mm as standard, levelling in range of 10 mm.

3.3. Product range

Bases

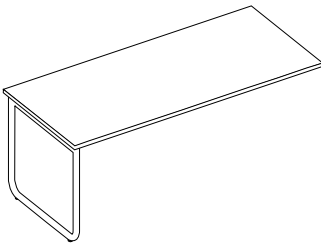
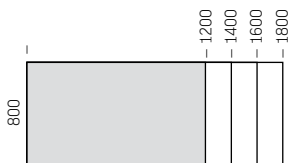
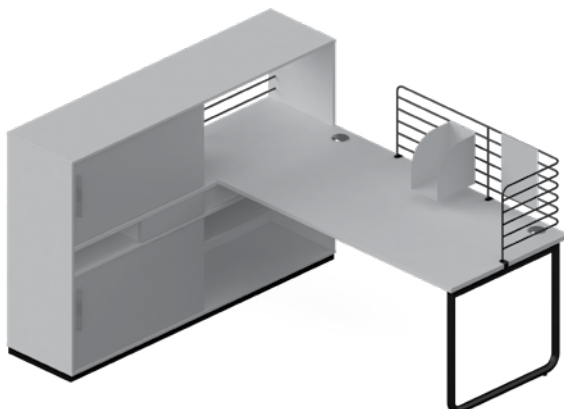
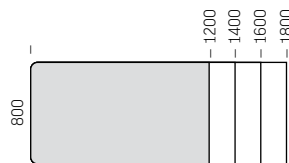


Table tops

Rectangular



One-side rounded



Technical description

4. Workbenches for integration with cabinets

4.1. Table top

Sliding table tops - made of melamine faced chipboard (MFC), thickness 25 mm, class E1, with 2 mm edge in glue technology .

Fixed extension tops - made of melamine faced chipboard (MFC), thickness 25 mm, class E1, with 2 mm edge in glue technology. Extension top cannot be ordered separately, always as a optional part of workbench configuration. Table tops are available in following shape options: rectangular or one-side rounded at 50 mm radius. Cut outs for grommets as well as

media ports in various types and configurations - applicable as an option.

4.2. Base

U-leg - made of steel tube Ø 40 mm welded with supporting beam made of steel profile 40 x 50 mm.

U-leg in additional module is recessed 400 mm from table top edge.

Frame - made of steel profiles 30 x 40 mm assembled to table top, equipped with dedicated connectors for cabinet integration.

Finish options: powder-coated in alu, black or white colour.

Fixed height 740 mm as standard, levelling in range of 10 mm.

4.3. Product range

Bases

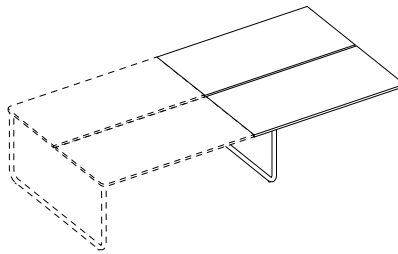
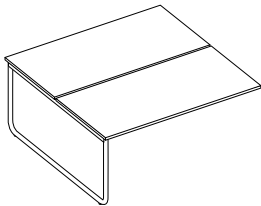
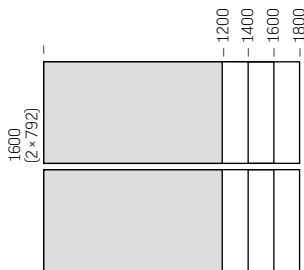

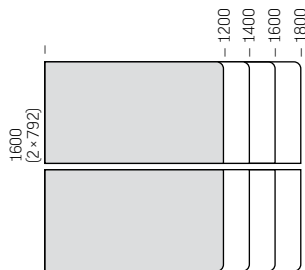


Table tops


Rectangular



One-side rounded



Workbench basic module
For one-side integration with cabinets



Workbench basic and additional modules
For double-side integration with cabinets

5. Desk for integration with sideboard

5.1 Table top

Fixed table tops - finish options:

- melamine faced chipboard (MFC), thickness 25 mm, class E1, with 2 mm edge in glue technology as standard or laser edge as an option,
- laminate - top part of chipboard covered with laminate, bottom part covered with anti-resilient laminate in grey colour, thickness 25 mm, with 2 mm edge in glue technology,
- linoleum - top part of birch plywood covered with linoleum, bottom part covered with anti-

resilient laminate, thickness 25 mm, with wax protected edge (plywood structure visible). Table tops are available in double-side rounded at 50 mm radius shape. Cut outs for grommets as well as media ports in various types and configurations - applicable as an option.

5.2 Base

U-leg - made of steel tube Ø 40 mm welded with supporting beam made of steel profile 40 × 50 mm.

Frame - made of steel profiles 30 × 40 mm

assembled to table top, equipped with dedicated connectors for cabinet integration.

Finish options: powder-coated in alu, black or white colour.

Fixed height 740 mm as standard, levelling in range of 10 mm.

5.3. Product range

Bases

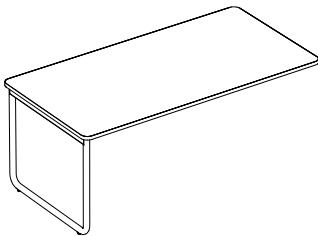
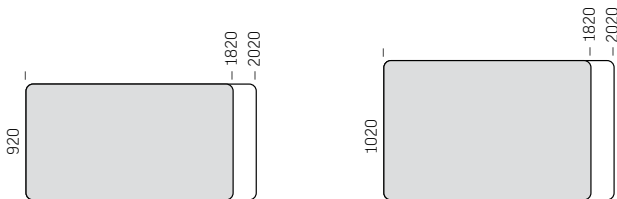


Table tops



Technical description

6. Sideboard for integration with desk

Sideboard versions:

Double-sided

- Model A - external side: 1 sliding door, internal side: open part and 3 black metal drawers with 80% slide extension, equipped with soft-close system, lock as an option.
- Model B - external side: 1 sliding door, internal side: 1 sliding door.

One-sided

- Model C - 2 sliding doors.

All elements (top, carcass, fronts, shelves) are made of melamine faced chipboard (MFC), class E1, thickness 18 mm, with edge in glue technology.

Sliding doors - equipped with soft-close system, lock as an option.

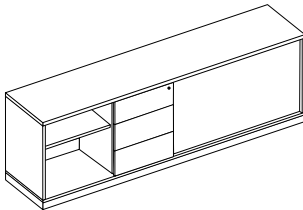
Handles - available only for sliding doors in following finishes:

- wooden handle: natural beech, white beech, black beech or natural oak,
- metal handle in alu colour.

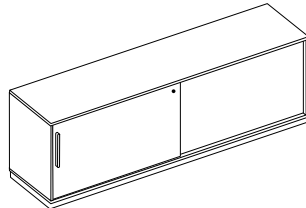
Metal base - made of steel profile 40 × 20 mm, powder-coated in alu, white or black colour.

All sideboards are fully assembled as standard.

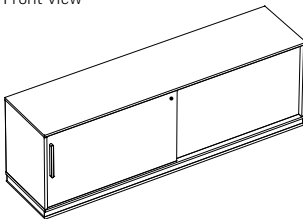
6.1. Product range



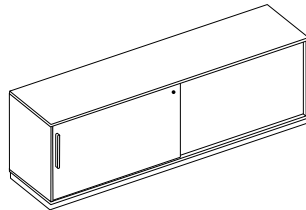
Front view



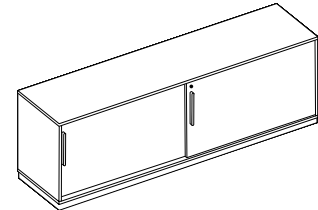
Front view




Back view
Model A



Back view
Model B



Model C



7. High table for integration with cabinet

7.1. Table top

Fixed table tops - made of melamine faced chipboard (MFC), thickness 18 mm, class E1, with 2 mm edge in glue technology.

Table tops are available in one-side rounded at 50 mm radius shape. Cut outs for grommets as well as media ports in various types and configurations - applicable as an option.

7.2. Base

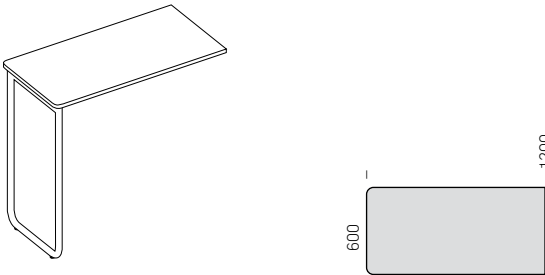
U-leg - made of steel tube Ø40 mm welded with supporting beam made of steel profile 40 × 50 mm.

Frame - made of steel profiles 30 × 40 mm assembled to table top, equipped with dedicated connectors for cabinet integration.

Finish options: powder-coated in alu, black or white colour.

Fixed height 1117 mm as standard, levelling in range of 10 mm.

7.3. Product range



8. Cabinet for integration with high table

All elements (top, carcass, fronts, shelves) are made of melamine faced chipboard (MFC), class E1, thickness 18 mm, with edge in glue technology.

Sliding doors - equipped with soft-close system, lock as an option.

Handles - available only for sliding doors in following finishes:

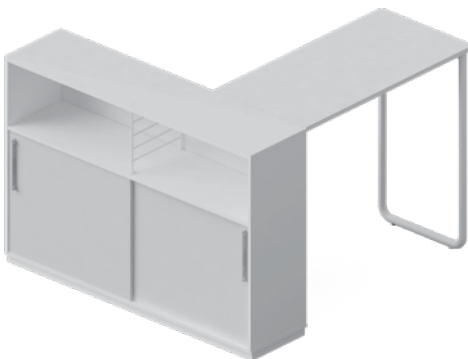
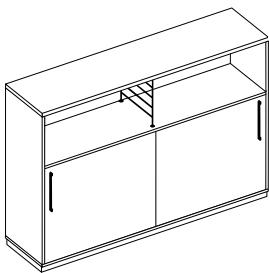
- wooden handle: natural beech, white beech, black beech or natural oak,
- metal handle in alu colour.

Metal base - made of steel profile 40 × 20 mm, powder-coated in alu , white or black colour.

Metal panel - made of Ø 10 mm rod, powder-coated in alu , white or black colour, always in the same colour as metal base.

Cabinet is fully assembled as standard.

8.1. Product range



Technical description

9. Panels

9.1. Desk panels

Upper angular metal (high and low) – made of Ø 10 mm rod.

Panel types:

- high (height 430 mm),
- low (height 300 mm).

Finish options: powder-coated in alu, black or white colour.

Tool-free assembly – pulled over table top edge.

Upholstered pad for metal panel – made of upholstery with zip. Dedicated to desk and workbench metal panels and metal panels in cabinets.

Upper fully upholstered, front (high and low) – structure made of wooden frame, thickness 22 mm with soft fibreboard, thickness 8 mm, covered with foam and fabric cover with horizontal stitching, pinnable.

Panel thickness 32 mm, edges rounded at 40 mm radius.

Organiser strip is made of Ø 10 mm rod, powder-coated in white, black or alu colour, available as an option.

Panel types:

- high (height 660 mm),
- low (height 530 mm).

Brackets finish options: powder-coated in alu, black or white colour.

Assembly with metal brackets to desk frame (U-legs base) or pulled over table top edge (T-legs base).

CS5040 upper fully upholstered, front – structure is made of 8 mm raw chipboard with 8 mm soft fibreboard on both sides, with fabric cover, pinnable. Panel thickness 24 mm, upper edges rounded at 50 mm radius.

Assembly with metal brackets to desk frame

(U-legs base) or pulled over table top edge (T-legs base).

Upholstered panel is placed in U-shape bracket, and can be easily removed.

Brackets finish options: powder-coated in alu, black or white colour.

CS5040 upper felt, front – made of thermoformed felt in light or dark grey colour. Panel thickness 24 mm, upper edges rounded at 40 mm radius. Assembly with metal brackets to desk frame (U-legs base) or pulled over table top edge (T-legs base).

Felt panel is placed in U-shape bracket, and can be easily removed.

Brackets finish options: powder-coated in alu, black or white colour.

Modesty fully upholstered, front – structure made of melamine faced chipboard (MFC), thickness 18 mm, class E1, covered with foam and fabric cover with horizontal stitching.

Panel thickness 28 mm, edges rounded at 40 mm radius.

Assembly with metal brackets to desk frame (U-legs base) or directly to table top (T-legs base).

Brackets finish options: powder-coated in alu, black or white colour.

Note: simultaneous assembly of modesty and upper panel is not possible.

Upper fully upholstered, side – structure made of wooden frame, thickness 22 mm and soft fibreboard, thickness 8 mm, covered with foam and fabric cover with horizontal stitching, pinnable. Panel thickness 32 mm, edges rounded at 40 mm radius.

Brackets finish options: powder-coated in alu, black or white colour.

Assembly with metal bracket pulled over table top edge on one side.

9.2. Workbench panels

Upper metal, front – made of Ø 10 mm rod.

Finish options: powder-coated in alu, black or white colour.

Tool-free assembly – pulled over table top edge.

Upper fully upholstered, front (high and low) – structure made of wooden frame, thickness 22 mm with soft fibreboard, thickness 8 mm, covered with foam and fabric cover with horizontal stitching, pinnable.

Panel thickness 32 mm, edges rounded at 40 mm radius.

Organiser strip is made of Ø 10 mm rod, powder-coated in white, black or alu colour, available as an option for U-legs base only.

Panel types:

- high (height 530 mm for U-legs base, and 737 mm for H-legs base,
- low (height 400 mm for U-legs base, and 607 mm for H-legs base).

Brackets finish options: powder-coated in alu, black or white colour.

Assembly with metal brackets to workbench frame (U-legs base), or to metal beam (H-legs base).

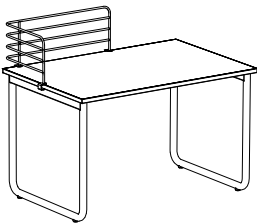
CS5040 upper fully upholstered, front – structure is made of 8 mm raw chipboard with 8 mm soft fibreboard on both sides, with fabric cover, pinnable. Panel thickness 24 mm, upper edges rounded at 50 mm radius.

Brackets finish options: powder-coated in alu, black or white colour.

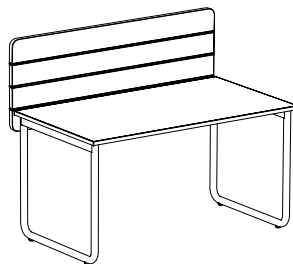
Assembly with metal brackets to desk frame (U-legs base).

7.3. Product range

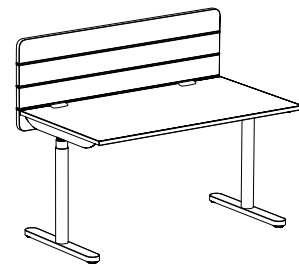
Desk panels



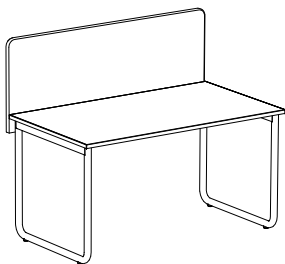
Upper angular metal panel



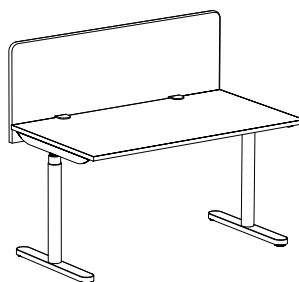
Upper fully upholstered, front panel
For U-legs base



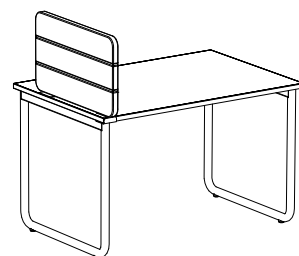
Upper fully upholstered, front panel
For T-legs base



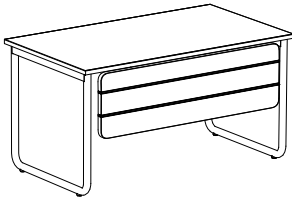
CS5040 upper fully upholstered/felt, front panel
For U-legs base



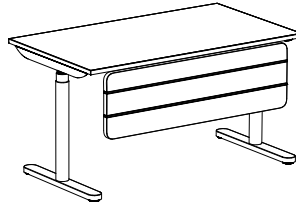
CS5040 upper fully upholstered/felt, front panel
For T-legs base



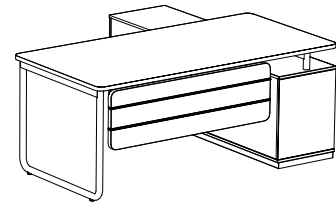
Upper fully upholstered, side panel



Modesty fully upholstered, front
For U-legs base

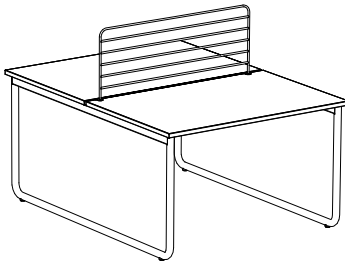


Modesty fully upholstered, front
For T-legs base

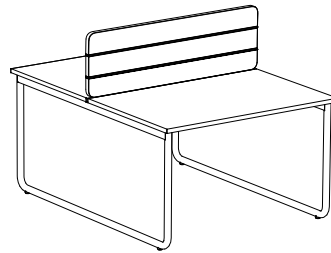


Modesty fully upholstered, front
For desks integrated with sideboard

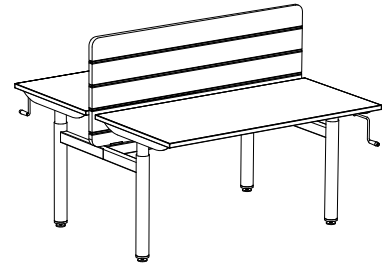
Workbench panels



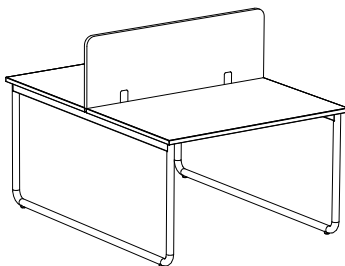
Upper metal, front panel
For U-legs base



Upper fully upholstered, front panel
For U-legs base



Upper fully upholstered, front panel
For H-legs base



CS5040 upper fully upholstered, front panel
For U-legs base

10. Cable management

Horizontal wire trunking

Modular metal - made of metal sheet, thickness 1 mm, powder-coated in black colour. Tool-free assembly to table top frame with plastic connectors. Applicable to desk and workbench on U-legs base.

Upholstered - made of fabric with reinforced bottom part. Tool-free assembly to table top frame with plastic connectors (U-legs base) or directly to table top with plastic connectors (T-legs or H-legs base).

Foldable, based on CS5040 for desks on T-legs - made of steel sheet, thickness 1.0 mm. Powder coated in alu, black or white. Fixing directly to table top with dedicated plastic brackets (included).

Vertical wire trunking

Upholstered - made of fabric with zip. Assembly to table top frame with plastic connectors (fixed table top only) or directly to table top with plastic connectors.

Available in diameter 38 or 65 mm, and in various lengths - depending on type of height adjustment.

11. Big Orga Tower, free-standing

11.1. Big Orga Tower versions

Low drawer and open part with melamine faced chipboard back

carcass, back, fronts and drawer are made of melamine faced chipboard (MFC), class E1, thickness 18 mm, top and middle shelf thickness 25 mm, with edge in glue technology. Drawer - including 3 shelves, lock as an option. Additional castors are included as standard for safety reasons.

Handles - available in following finishes:

- wooden handle: natural beech, white beech, black beech or natural oak,
- metal handle in alu colour.

Metal base - made of steel profile 20 × 20 mm, powder-coated in alu , white or black colour.

Height: 30H (1117 mm)

Width: 400 mm

Depth: 800 mm

Low drawer and open part with metal panel back

carcass, fronts and drawer are made of melamine faced chipboard (MFC), class E1, thickness 18 mm, top and middle shelf thickness 25 mm, with edge in glue technology.

Metal panel back - made of Ø 10 mm rod, powder coated in alu , white or black colour, always in the same colour as metal base.

Drawer - including 3 shelves, lock as an option. Additional castors are included as standard for safety reasons.

Handles - available in following finishes:

- wooden handle: natural beech, white beech, black beech or natural oak,
- metal handle in alu colour.

Metal base - made of steel profile 20 × 20 mm, powder-coated in alu , white or black colour.

Height: 30H (1117 mm)

Width: 400 mm

Depth: 800 mm

High drawer with 2 plastic pencil trays

- all elements are made of melamine faced chipboard (MFC), class E1, thickness 18 mm with edge in glue technology.

Drawer - including 3 shelves equipped with 2 plastic pencil trays in white colour, lock as an option. Drawer is equipped with silent system and two additional castors for safety reasons.

Accessories - 2 × USB charger in black colour inside drawer and grommet located in the middle or bottom of side wall, as an option.

Handles - available in following finishes:

- wooden handle: natural beech, white beech, black beech or natural oak,
- metal handle in alu colour.

Metal base - made of steel profile 20 × 20 mm, powder-coated in alu , white or black colour.

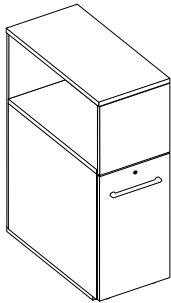
Height: 3.50H (1212 mm)

Width: 445 mm

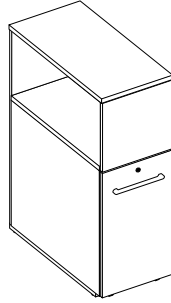
Depth: 800 mm

All Big Orga Towers are fully assembled as standard.

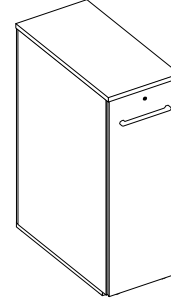
11.2. Product range



Low drawer and open part with melamine faced chipboard back



Low drawer and open part with metal panel back



High drawer with 2 plastic pencil trays

12. Low cabinets with upholstered sitting pads

12.1. Low cabinets versions

One-sided (1 sliding door and open part)

Double-sided (1 sliding door per side)

Sides and top are made of melamine faced chipboard (MFC), thickness 25 mm, back, bottom part and front thickness 18 mm, with edge in glue technology.

Sliding doors – equipped with soft-close system, without lock.

Upholstered sitting pads – made of chipboard, thickness 12 mm covered with cut foam, thickness 27 mm, density 43 kg/m³. Total thickness 40 mm. Cabinet includes 2 sitting pads with velcro-type fixing to cabinet top, width of each 774 mm.

Upholstered backrest pad – structure similar to the seat pad. Total height 270 mm. Cabinet can be equipped with 1 or 2 backrest pads with velcro-type fixing to cabinet sides.

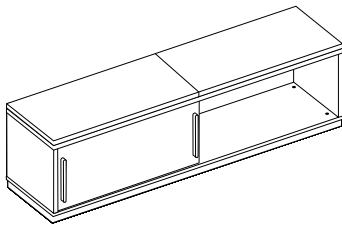
Handles – available in following finishes:

- wooden handle: natural beech, white beech, black beech or natural oak,
- metal handle in alu colour.

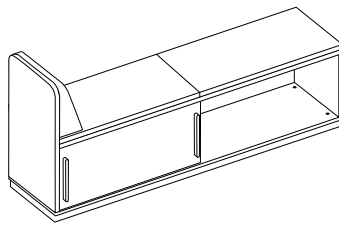
Metal base – made of steel profile 40 × 20 mm, powder-coated in alu, white or black colour.

Cabinets are assembled as standard except for seat and backrest pads.

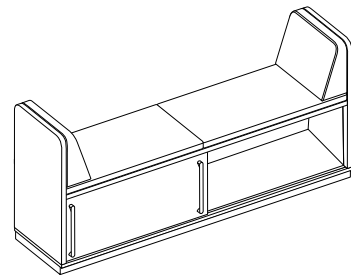
11.2. Product range



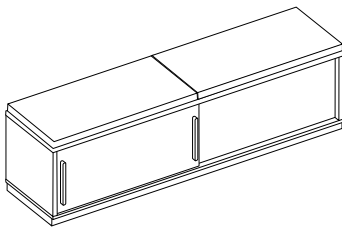
One-sided low cabinet
Upholstered sitting pads



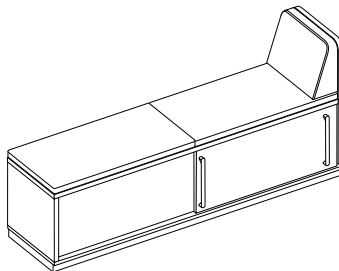
One-sided low cabinet
Upholstered sitting pads and 1 backrest



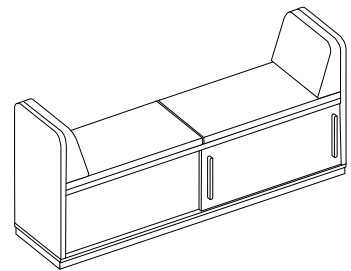
One-sided low cabinet
Upholstered sitting pads and 2 backrests



Double-sided low cabinet
Upholstered sitting pads



Double-sided low cabinet
Upholstered sitting pads and 1 backrest



Double-sided low cabinet
Upholstered sitting pads and 2 backrests

13. Cabinet

13.1 Cabinet versions

One-sided, free-standing

Double-sided, free-standing

One-sided, for integration with desk or workbench

Double-sided, for integration with desk or workbench

Carcass, back, front, shelves and top are made of melamine faced chipboard (MFC), class E1, thickness 18 mm, construction shelf thickness 25 mm, with edge in glue technology.

Sliding doors (upper and bottom) – equipped with

soft-close system, lock as an option except for upper sliding doors.

Metal panel – made of Ø 10 mm rod, powder coated in alu, white or black colour, always in the same colour as metal base.

Drawers – made of metal, equipped with soft-close system, lock as an option.

Handles – available in following finishes:

- wooden handle: natural beech, white beech, black beech or natural oak,
- metal handle in alu colour.

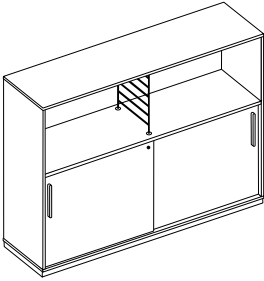
Metal base – made of steel profile 40 × 20 mm, powder-coated in alu, white or black colour. Each cabinet is equipped with levelling glides.

Note: cabinets for integration are equipped with dedicated metal connector for desk or workbench assembly. Cabinets can be integrated only with desk or workbench on U-legs base.

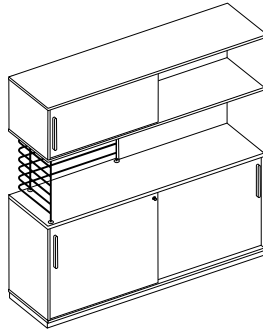
All cabinets are fully assembled as standard.

Technical description

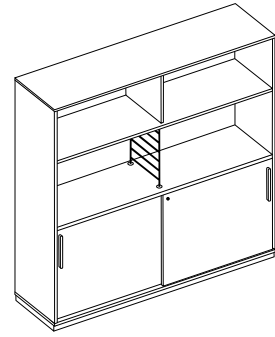
13.2. Product range



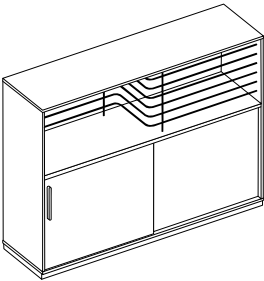
One-sided free-standing cabinet
Model D



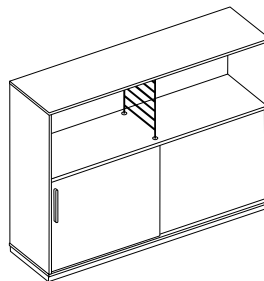
One-sided free-standing cabinet
Model L



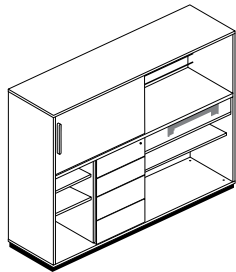
One-sided free-standing cabinet
Model M



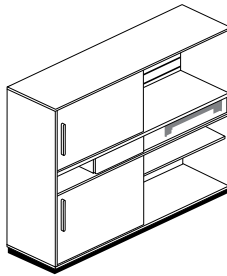
Double-sided free-standing cabinet
Model C



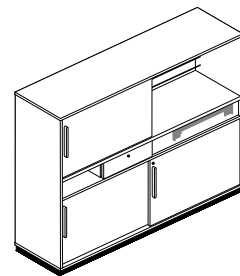
Double-sided free-standing cabinet
Model D



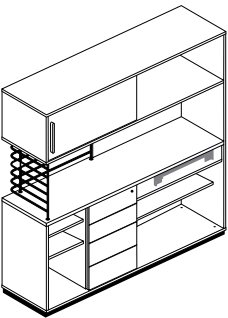
One-sided cabinet for integration
Model B



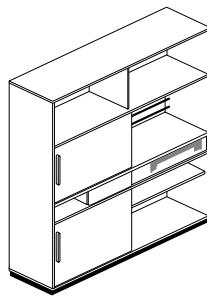
One-sided cabinet for integration
Model D



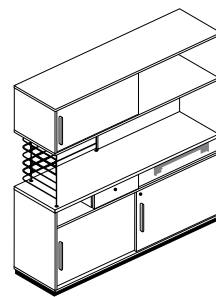
One-sided cabinet for integration
Model F



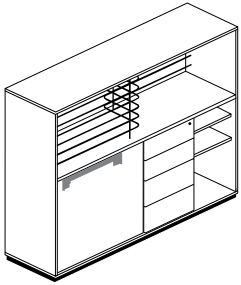
One-sided cabinet for integration
Model H



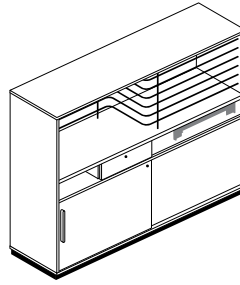
One-sided cabinet for integration
Model I



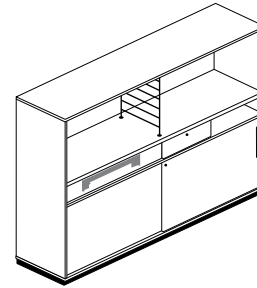
One-sided cabinet for integration
Model L



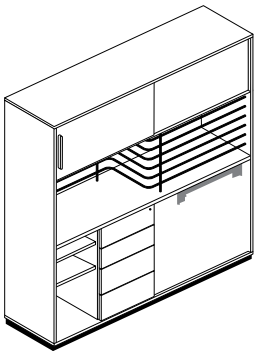
Double-sided cabinet for integration
Model A



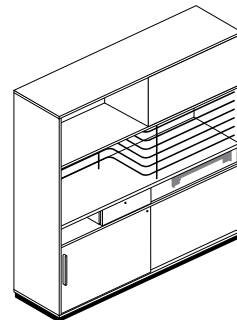
Double-sided cabinet for integration
Model C



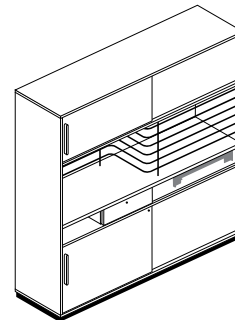
Double-sided cabinet for integration
Model D



Double-sided cabinet for integration
Model F



Double-sided cabinet for integration
Model I



Double-sided cabinet for integration
Model J

14. Locker cabinets

Locker cabinets are available with following number of units: 9, 12 or 16. Unit internal dimensions: height 370 mm, width 370 mm, depth 400 mm.

Structure – all elements are made of melamine faced chipboard (MFC), class E1, thickness 18 mm with edge in glue technology.

Door types:

- full door,
- with letter slot.

Doors are equipped with 110° opening angle hinges and soft-close system.

Door finish options:

- melamine faced chipboard (MFC), thickness 18 mm, class E1, with edge in glue technology,
- laminate – front part of plywood covered with laminate, back part covered with anti-resilient laminate in grey colour, thickness 16 mm, with wax protected edge (plywood structure visible).

Available fronts colour concepts on p. 122–123.

Letter slots – both-sides rounded cut out in door, dimensions: width 312 mm, height 21 mm.

- in doors made of melamine faced chipboard slot edge is protected by plastic cover available in white, alu or black colour, always in the same colour as metal base.
- in doors made of laminated plywood slot edge is wax protected (plywood structure visible).

Slots replaces handles.

Locks:

- cylinder lock with interchangeable insert,
- combination lock (black colour) with fixed code mode, free code mode available upon request,
- RFID electronic card lock, compatible with Mifare system, hidden behind the door. Additionally lock is equipped with: assigned users card, master and program card for administration purpose.

Handles – available in following finishes:

- wooden handle: natural beech, white beech, black beech or natural oak,
- metal handle in alu colour.

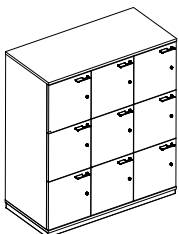
Handles are applicable only to: full doors equipped with cylinder lock or RFID electronic card lock.

Metal base – made of steel profile 40 × 20 mm, powder-coated in alu, white or black colour. Each cabinet is equipped with levelling glides.

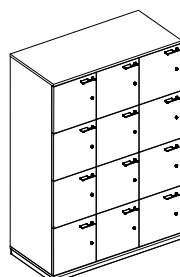
Accessories – 2 × USB charger in black colour inside each deposit unit, as an option.

All lockers are fully assembled as standard.

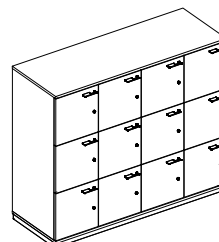
14.1. Product range



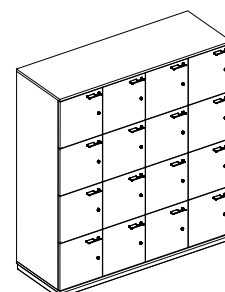
Locker cabinet, full door
9 units



Locker cabinet, full door
12 units

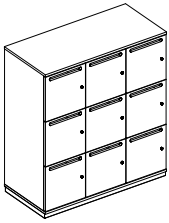


Locker cabinet, full door
12 units

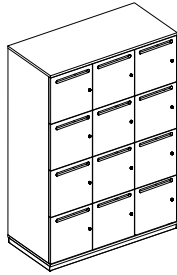


Locker cabinet, full door
16 units

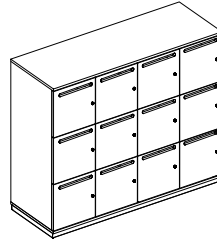
Technical description



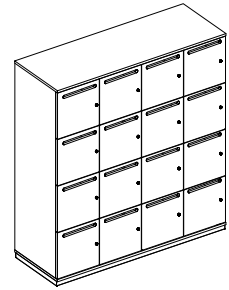
Locker cabinet, door with letter slot
9 units



Locker cabinet, door with letter slot
12 units




Locker cabinet, door with letter slot
12 units




Locker cabinet, door with letter slot
16 units


14.2. Door colour concept




Door colour concept A



Door colour concept B



Door colour concept C



F2	F2	F2	F2
F1	F2	F2	F2
F1	F1	F2	F2
F1	F1	F1	F2

F1	F2	F2
F1	F1	F2
F1	F1	F1

F2	F2	F2
F1	F2	F2
F1	F1	F2
F1	F1	F1

F1	F2	F2	F2
F1	F1	F2	F2
F1	F1	F1	F2

Door colour concept D

F1	F1	F2	F2
F1	F1	F2	F2
F1	F1	F2	F2
F1	F1	F2	F2

F1	F1	F2
F1	F1	F2
F1	F1	F2

F1	F1	F2
F1	F1	F2
F1	F1	F2
F1	F1	F2

F1	F1	F2	F2
F1	F1	F2	F2
F1	F1	F2	F2
F1	F1	F2	F2

Door colour concept E

F2	F2	F2	F2
F2	F2	F2	F2
F1	F1	F1	F1
F1	F1	F1	F1

F2	F2	F2
F1	F1	F1
F1	F1	F1

F2	F2	F2
F2	F2	F2
F1	F1	F1
F1	F1	F1

F2	F2	F2	F2
F1	F1	F1	F1
F1	F1	F1	F1

Door colour concept F

F1	F2	F1	F2
F2	F1	F2	F1
F1	F2	F1	F2
F2	F1	F2	F1

F1	F2	F1
F2	F1	F2
F1	F2	F1

F1	F2	F1
F2	F1	F2
F1	F2	F1
F2	F1	F2

F1	F2	F1	F2
F2	F1	F2	F1
F1	F2	F1	F2

Door colour concept G

F1	F2	F2	F1
F1	F2	F2	F1
F1	F2	F2	F1
F1	F2	F2	F1

F1	F2	F1
F1	F2	F1
F1	F2	F1

F1	F2	F1
F1	F2	F1
F1	F2	F1
F1	F2	F1

F1	F2	F2	F1
F1	F2	F2	F1
F1	F2	F2	F1

Door colour concept H

Technical description

15. Technical regulations, certificates and quality marks (for selected product configurations)

GS safety certificate.

Puzlo

Technical description

Puzlo is a line of locker cabinets with almost unlimited configuration possibilities. The system bases on three constructional parametrical models following Tento, Easy Space and SQart cabinets construction. Puzlo cabinets ideally complement office arrangements already including furniture from above mentioned furniture lines. Lockers may function as free-standing cabinets or as part of various arrangements.

All locker cabinets have a lot of common and exchangeable elements i.e. handles, locks, letter slots.

Price list presents only selected product configurations and options, more information about Puzlo line possibilities (dimensions, front multicolour, etc.) upon request.

1. Locker cabinet

1.1. Structure based on selected line: Tento, Easy Space, SQart

Top - made of melamine faced chipboard (MFC), class E1, thickness 18 mm (for SQart and Tento), thickness 25 mm (for Easy Space) with edge in glue technology.

Carcass - made of melamine faced chipboard (MFC), class E1, thickness 18 mm with edge in glue technology.

Back - made of melamine faced chipboard (MFC), class E1, thickness 12 mm.

Doors - made of melamine faced chipboard (MFC), class E1, thickness 18 mm, with 2 mm edge in glue technology as standard, or laser edge as an option. Whiteboard (laminate), thickness 18 mm with 2 mm laser edge as an option. Doors are equipped with two hinges with opening angle of 110° and soft-close system.

Door types:

- full door, no shelf inside unit (DT-F),
- full door, with shelf inside unit (DT-FS),
- full door, with shelf inside unit and letter slot in black or white colour (DT-LS-W, DT-LS-B),
- lower door, with shelf inside unit (DT-LF).

Door versions:

- left (V-L) - applicable to all cabinet types,
- right (V-R) - applicable to all cabinet types,
- left and right (V-LR) - applicable to two-column cabinets.

Letter slot types:

- oval cut out in full door, dimensions 312 × 21 mm, with plastic cover in black or white colour, external dimensions 327 × 34 mm, slots replaces handles,
- lower door by 28 mm.

Handles - two types available in horizontal or vertical placement:

- Easy Space/Tento handle in alu, traffic white, slate grey or black colour,
- SQart handle in alu colour.

Note: handles are obligatory for combined options: full door without letter slot (DT-F, DT-FS) with cylinder lock.

Lock types:

- cylinder lock with interchangeable key insert, as standard,
- combination lock in black colour, fixed code mode (free code mode available upon request),

- RFID electronic card lock in black colour, compatible with Mifare system.

Shelves - made of melamine faced chipboard (MFC), class E1, thickness 18 mm.

Base types:

- feet - applicable to all cabinet types (Easy Space, Tento, SQart),
- metal base - applicable to SQart cabinets, as an option.

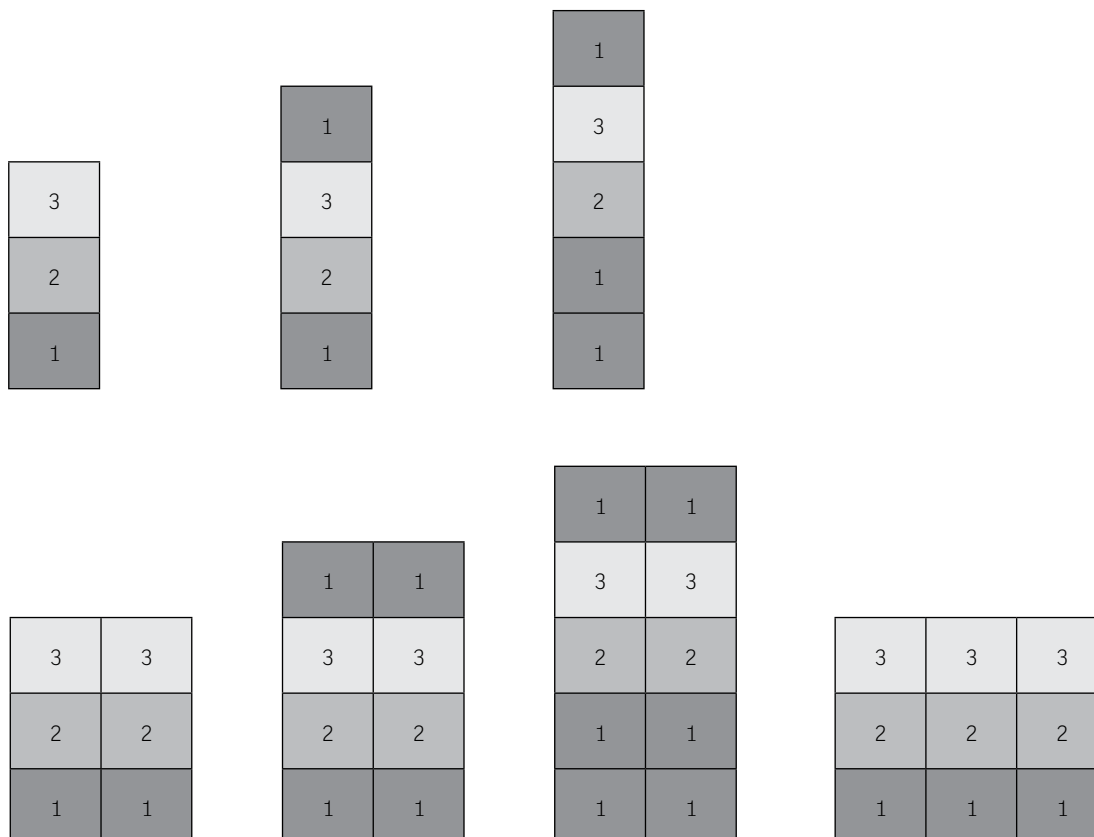
All locker cabinets are fully assembled as standard.

1.2. Door finish options:

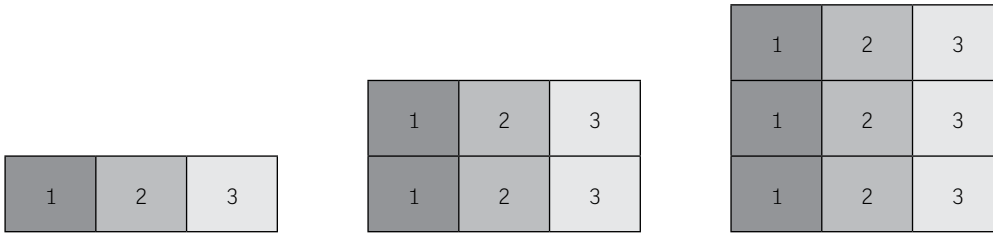
- monocolour - all cabinet doors in one colour,
- colour concepts - two or three door colours to be selected in accordance to defined below colour concepts:

- 1 - colour 1
- 2 - colour 2
- 3 - colour 3

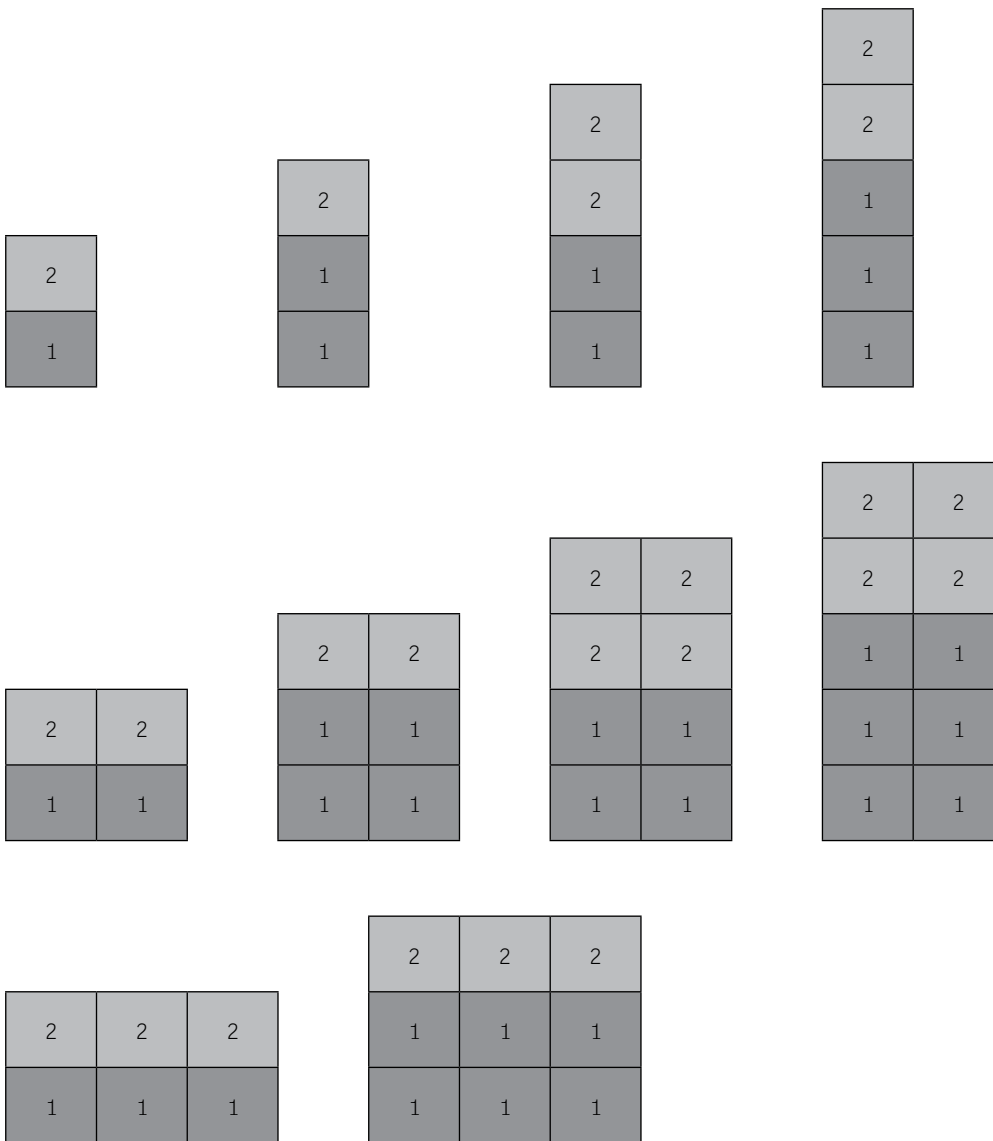
Colour concept 1



Colour concept 2

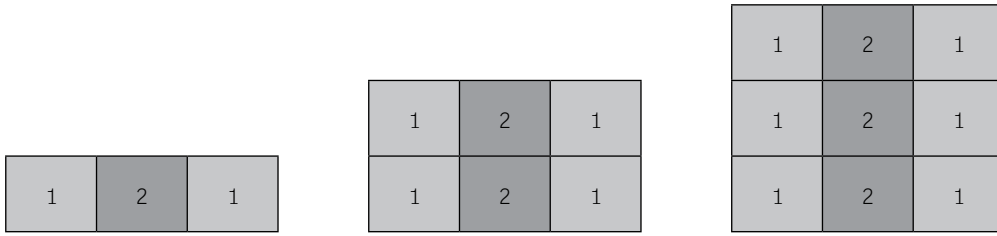


Colour concept 3

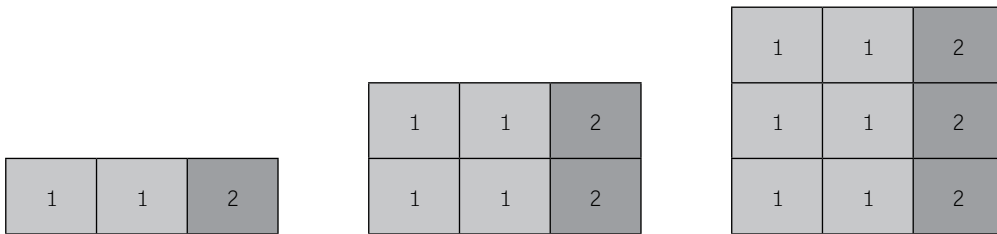
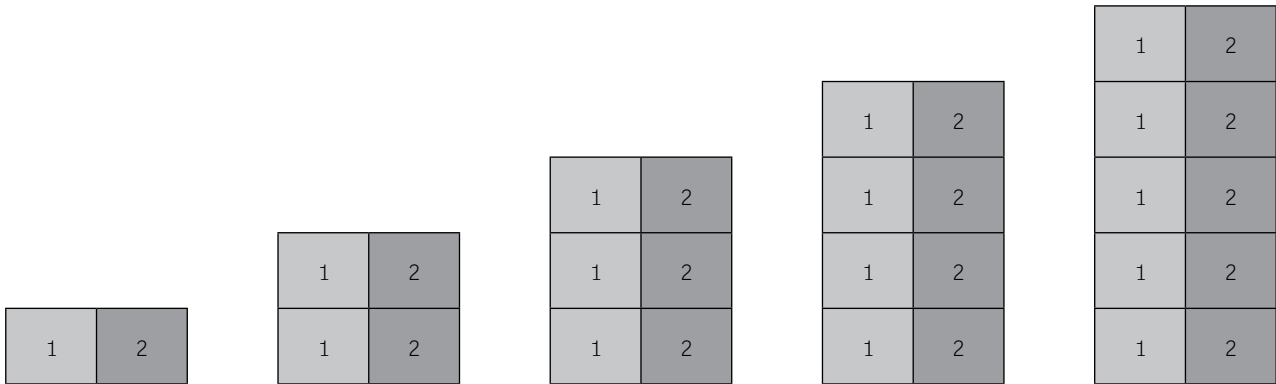


Technical description

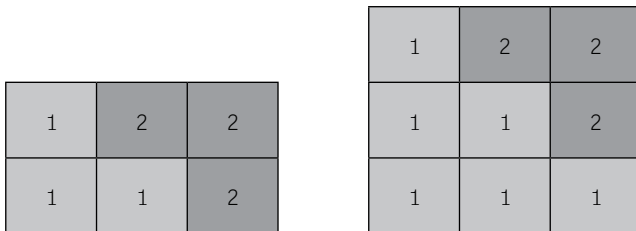
Colour concept 4



Colour concept 5



Colour concept 6



Colour concept 7

1	2
2	1

2	1
1	2
2	1

1	2
2	1
1	2
2	1

2	1
1	2
2	1
1	2
2	1

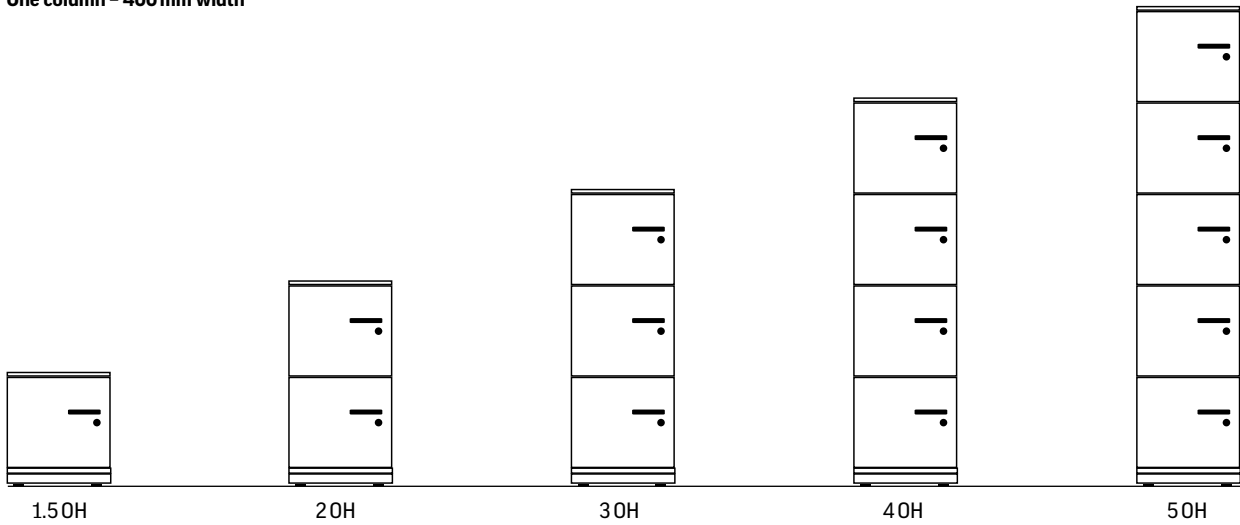
1	2	1
2	1	2

2	1	2
1	2	1
2	1	2

Technical description

1.3. Product range

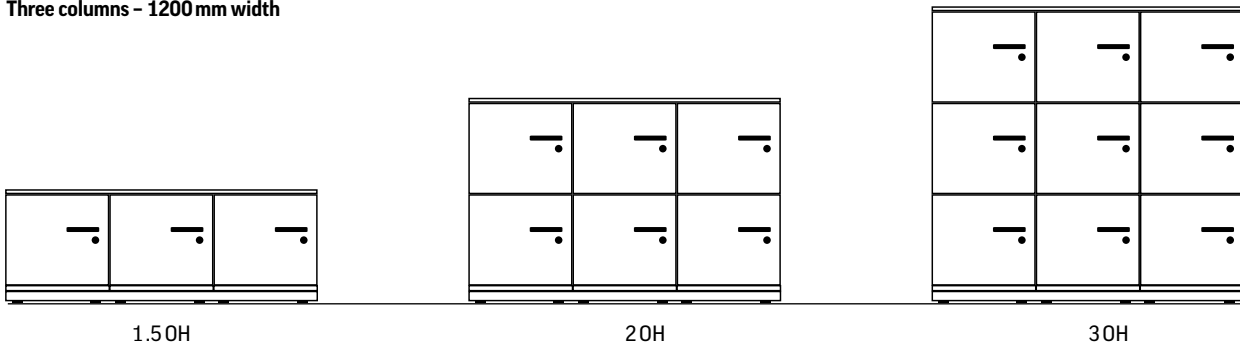
One column - 400 mm width



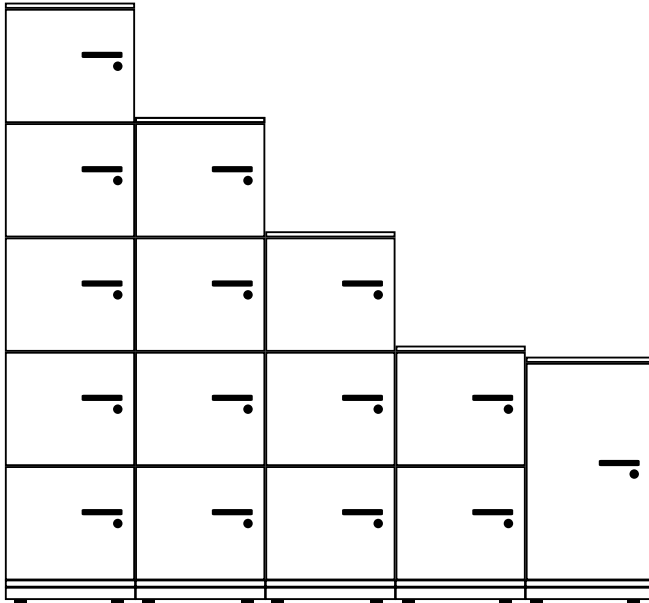
Two columns - 800 mm width



Three columns - 1200 mm width



Note: when combining one-column cabinets with different heights, upper door edges may not be in the same line, i.e. SQart arrangement



1.4. Sample order

Product line	Product subgroup	Version		Width	Depth	Height	Standard	Carcass finish	Top finish
PUZLO	CABINET	LOCKER	(WC-B40	D445	40H-4L	SQ	CF-NB	TF-MB
Door type	Door version	Lock	Handle	Door colour concept	Door finish 1	Door finish 2	Door finish 3	Base type	
DT-LS-W	V-LR	LO-RB-MID	TA-ES-V-GY	CC-01	DF-NB	DF-L-MB	DF-FU	BC-GY)

PUZLO CABINET LOCKER (WC-B40 D445 40H-4L SQ CF-NB TF-MB DT-LS-W V-LR LO-RB-MID TA-ES-V-GY CC-01 DF-NB DF-L-MB DF-FU BC-GY)

PUZLO CABINET LOCKER (WC-B40 D445 40H-4L SQ CF-NB TF-MB DT-LS-W V-LR LO-RB-MID TA-ES-V-GY CC-01 DF-NB DF-L-MB DF-FU BC-GY) identifies the cabinet as:

PUZLO locker cabinet with 2 columns, total width 800 mm (**WC-B40**), depth 445 mm (**D445**), height 40H with 4 levels (**40H-4L**), SQart standard (**SQ**). Carcass made of melamine faced chipboard in beech bright colour (**CF-NB**), top made of melamine faced chipboard in white grey colour (**TF-MB**), each unit with full door and shelf inside, white letter slot (**DT-LS-W**), symmetrical doors opening – to the left in left column and to the right in right column (**V-LR**), each unit with RFID electronic card lock in black colour (**LO-RB-MID**) and vertical Easy Space handle in slate grey colour (**TA-ES-V-GY**), door finish colour concept no. 1 with 3 independent door colours (**CC-01**): door finish 1 – melamine faced chipboard in beech bright colour (**DF-NB**), door finish 2 – melamine faced chipboard in white grey colour with laser edge (**DF-L-MB**) door finish 3 – laminated whiteboard with laser edge (**DF-FU**), powder-coated steel base in slate grey colour (**BC-GY**).

2. Accessories

Numbering – numbers 0–9 to be stuck on doors, made of black plexi material with adhesive layer.
Business card holder – dimensions 100 × 60 mm with adhesive layer.

Upholstered pad for cabinet back (sound-absorbing) – total thickness 56 mm, made of chipboard, thickness 18 mm and 8 mm with non-woven fabric (polyester) with sound-absorbing properties.

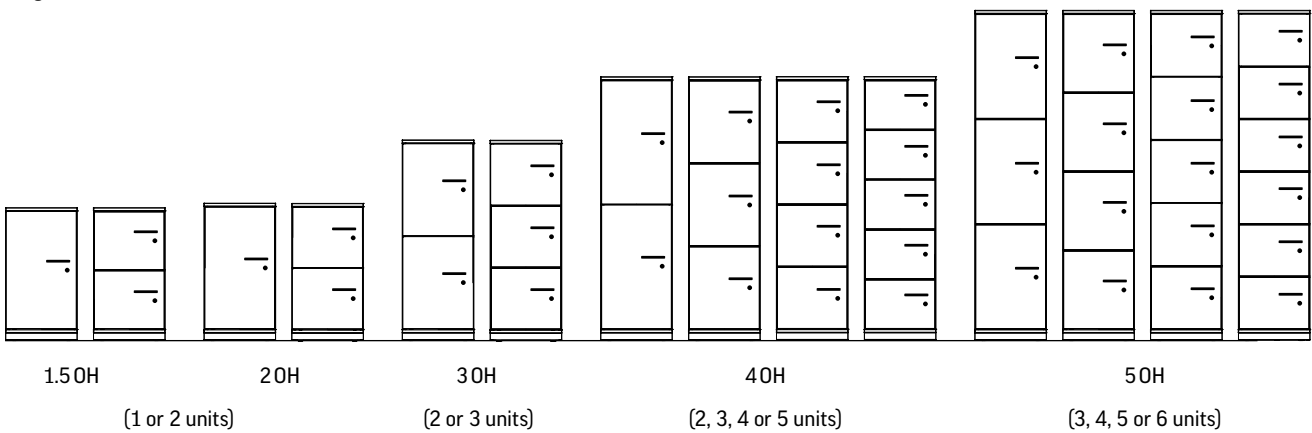
Available for SQart standard locker cabinets only in following dimensions:
 – width 800 mm, height 30H, 40H, 50H
 – width 1200 mm, height 30H.

3. Puzlo locker cabinets – system configuration possibilities, upon request

3.1. Dimensions

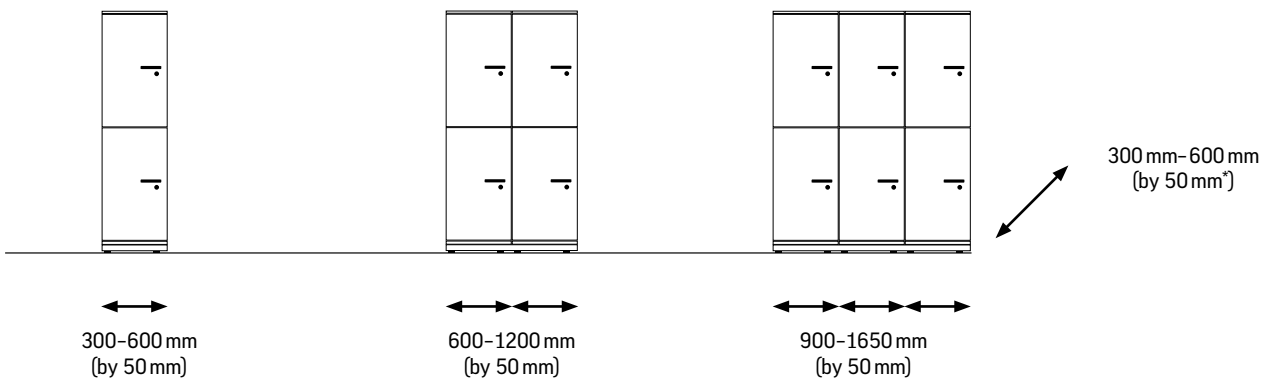
Each locker cabinet can be ordered as one, two or three column models with the following number of deposit units:

Height



Width and depth

One-column cabinet widths in range of 300–600 mm
 Two-columns cabinet widths in range of 600–1200 mm
 Three-columns cabinet widths in range of 900–1650 mm
 Depth in range of 300–600 mm



*except for depth 450 mm (445 mm instead)

Note:

- metal base – applicable to selected dimensions of SQart cabinets, as an option,
- letter slots – applicable to full door minimum width 400 mm.

3.2. Additional options

- multicolour door finish – doors in various colour, including no door option for selected deposit units,
- handles placement – middle or upper positioning,
- assembled screwed version,
- unassembled cabinet version – for selected cabinets dimensions.

3.3. Locker cabinets arrangements

Arrangement 1

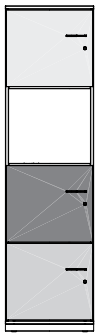


PUZLO CABINET LOCKER P1-1	PUZLO CABINET LOCKER P1-2	PUZLO CABINET LOCKER P1-3	PUZLO CABINET LOCKER P1-4	PUZLO CABINET LOCKER P1-5	PUZLO CABINET LOCKER P1-6
<ul style="list-style-type: none"> • Standard SQart • Height 50H • Width 400mm • Depth 445mm • 4 levels (3rd level - no door) • Cylinder lock with interchangeable key insert • SQart handle horizontal • Steel base 	<ul style="list-style-type: none"> • Standard SQart • Height 40H • Width 350mm • Depth 445mm • 5 levels • RFID electronic card lock • SQart handle horizontal • Steel base 	<ul style="list-style-type: none"> • Standard SQart • Height 40H • Width 600mm • Depth 445mm • 2 levels • Lower doo - Combination lock • No handle • Steel base 	<ul style="list-style-type: none"> • Standard SQart • Height 40H • Width 550mm • Depth 445mm • 4 levels • Cylinder lock with interchangeable key insert • SQart handle horizontal • Steel base 	<ul style="list-style-type: none"> • Standard SQart • Height 50H • Width 350mm • Depth 445mm • 3 levels (2nd level no door) • Cylinder lock with interchangeable key insert • SQart handle vertical • Steel base 	<ul style="list-style-type: none"> • Standard SQart • Height 50H • Width 400mm • Depth 445mm • 6 levels • Cylinder lock with interchangeable key insert • SQart handle horizontal • Steel base
PUZLO CABINET LOCKER P1-7	PUZLO CABINET LOCKER P1-8	PUZLO CABINET LOCKER P1-9	PUZLO CABINET LOCKER P1-10	PUZLO CABINET LOCKER P1-11	PUZLO CABINET LOCKER P1-12
<ul style="list-style-type: none"> • Standard SQart • Height 30H • Width 350mm • Depth 445mm • 2 levels • Cylinder lock with interchangeable key insert • SQart handle vertical • Steel base 	<ul style="list-style-type: none"> • Standard SQart • Height 30H • Width 400mm • Depth 445mm • 3 levels • RFID electronic card lock • SQart handle horizontal • Steel base 	<ul style="list-style-type: none"> • Standard SQart • Height 30H • Width 600mm • Depth 445mm • 2 levels • Letter slot • Combination lock • No handle • Steel base 	<ul style="list-style-type: none"> • Standard SQart • Height 50H • Width 400mm • Depth 445mm • 4 levels • Cylinder lock with interchangeable key insert • SQart handle horizontal • Steel base 	<ul style="list-style-type: none"> • Standard SQart • Height 50H • Width 350mm • Depth 445mm • 6 levels (4th level no door) • Combination lock • SQart handle horizontal • Steel base 	<ul style="list-style-type: none"> • Standard SQart • Height 50H • Width 500mm • Depth 445mm • 4 levels (3rd level with witheboard - laser edge) • Letter slot • RFID electronic card lock • No handle • Steel base

Technical description

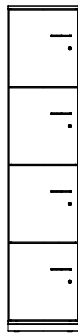
Arrangement 2

Puzlo



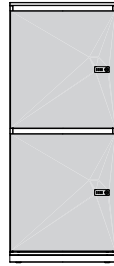
PUZLO CABINET LOCKER P2-1

- Standard SQart
- Height 50H
- Width 400 mm
- Depth 445 mm
- 4 levels (3rd level no door)
- Cylinder lock with interchangeable key insert
- SQart handle horizontal
- Steel base



PUZLO CABINET LOCKER P2-2

- Standard SQart
- Height 50H
- Width 350 mm
- Depth 445 mm
- 4 levels
- Cylinder lock with interchangeable key insert
- SQart handle horizontal
- Steel base



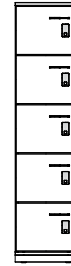
PUZLO CABINET LOCKER P2-3

- Standard SQart
- Height 40H
- Width 600 mm
- Depth 445 mm
- 2 levels
- Lower door
- Combination lock
- No handle
- Steel base



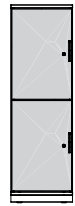
PUZLO CABINET LOCKER P2-4

- Standard SQart
- Height 40H
- Width 500 mm
- Depth 445 mm
- 4 levels
- Cylinder lock with interchangeable key insert
- SQart handle horizontal
- Steel base



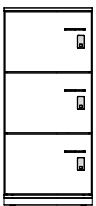
PUZLO CABINET LOCKER P2-5

- Standard SQart
- Height 40H
- Width 350 mm
- Depth 445 mm
- 5 levels
- RFID electronic card lock
- SQart handle horizontal
- Steel base



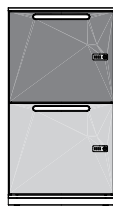
PUZLO CABINET LOCKER P2-6

- Standard SQart
- Height 30H
- Width 350 mm
- Depth 445 mm
- 2 levels
- Cylinder lock with interchangeable key insert
- SQart handle vertical
- Steel base



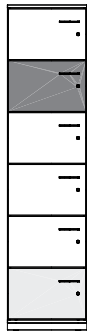
PUZLO CABINET LOCKER P2-7

- Standard SQart
- Height 30H
- Width 400 mm
- Depth 445 mm
- 3 levels
- RFID electronic card lock
- SQart handle horizontal
- Steel base



PUZLO CABINET LOCKER P2-8

- Standard SQart
- Height 30H
- Width 600 mm
- Depth 445 mm
- 2 levels
- Letter slot
- Combination lock
- No handle
- Steel base



PUZLO CABINET LOCKER P2-9

- Standard SQart
- Height 50H
- Width 400 mm
- Depth 445 mm
- 6 levels
- Cylinder lock with interchangeable key insert
- SQart handle horizontal
- Steel base



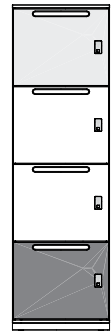
PUZLO CABINET LOCKER P2-10

- Standard SQart
- Height 50H
- Width 350 mm
- Depth 445 mm
- 3 levels (2nd level no door)
- Cylinder lock with interchangeable key insert
- SQart handle vertical
- Steel base



PUZLO CABINET LOCKER P2-11

- Standard SQart
- Height 50H
- Width 350 mm
- Depth 445 mm
- 6 levels (4th level no door)
- Combination lock
- SQart handle horizontal
- Steel base



PUZLO CABINET LOCKER P2-12

- Standard SQart
- Height 50H
- Width 500 mm
- Depth 445 mm
- 4 levels (2nd and 3rd levels with witheboard - laser edge)
- Letter slot
- RFID electronic card lock
- No handle
- Steel base

Levitate

Technical description

1. Desks

1.1. Table top

Fixed table tops – table top rounded at 100 mm radius on user's side.

Sliding table tops (in range 150 mm) – consist of two parts: fixed part (rectangular, depth 220 mm), and sliding part (rounded at 100 mm radius on user's side). Distance between two table top parts is 8 mm.

Sliding table top allows for easy access to integrated felt organiser with second storage level function. Thermoformed felt organiser (in dark grey colour only) can be equipped with media ports as an option. When selecting left organiser version (the deepest organiser tray on left side), suspended pedestal assembly on right side. When selecting right organiser version (the deepest organiser tray on right side), suspended pedestal assembly on left side.

Finish options:

– melamine faced chipboard (MFC), thickness 25 mm, class E1, with 2 mm edge in glue technology as standard, for selected colours: white (BI), white grey (MB), platinum (MP) laser edge as standard,

- linoleum – top part of plywood covered with linoleum, bottom part covered with anti-resilient laminate, thickness 25 mm, with wax protected edge (plywood structure visible),
- veneer – top part of chipboard covered with veneer, bottom part covered with anti-resilient laminate, thickness 25 mm, with 2 mm natural edge – available only for fixed part of sliding table top.

When selecting veneer finish for fixed part of sliding table top, it is recommended to follow suggested colour concept:

- legs in oak finish (OA), fixed part of table top in natural oak (DM), wooden grommet,
- legs in beech finish (OC), fixed part of table top in black oak (VO), metal grommet with brush.

Slots, cut outs for grommets and media ports in various types and configurations – available as an option.

1.2. Base

A-legs – „A-shape” wooden legs tapering towards floor, made of solid wood. External part of leg profile is rounded.

Frame – two beams made of steel profile 30 × 40 mm. Frame allows for simultaneous assembly:

- upper, fully upholstered panel by using metal brackets,
- integrated felt organiser with second storage level function by using plastic clips – applicable to sliding table tops only,
- suspended pedestal by using metal bracket.

Fixed height 740 mm, levelling in range 10 mm.


Finish options:

- wooden legs: oak (OA), beech (OC), finished with transparent varnish (wood grains visible),
- beams powder-coated in traffic white with texture (RAL 9016), black with texture (RAL 9005).


All desks are unassembled as standard.

1.3. Product range

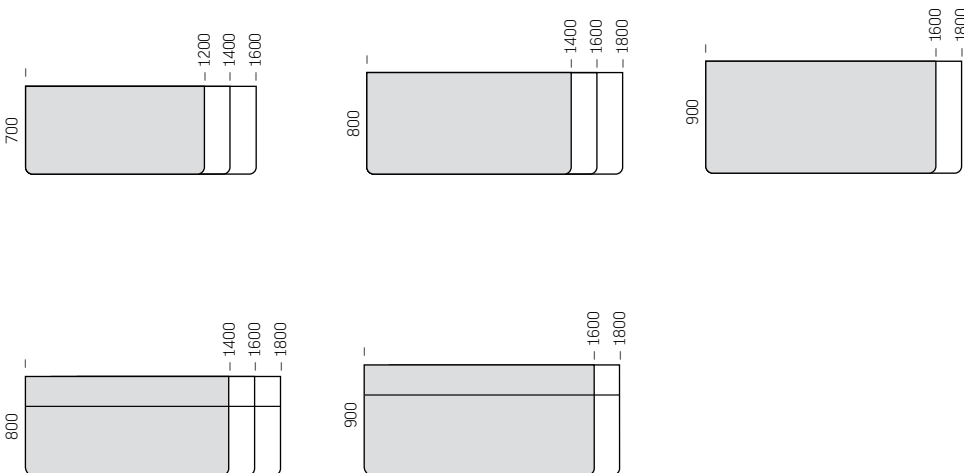
Desks



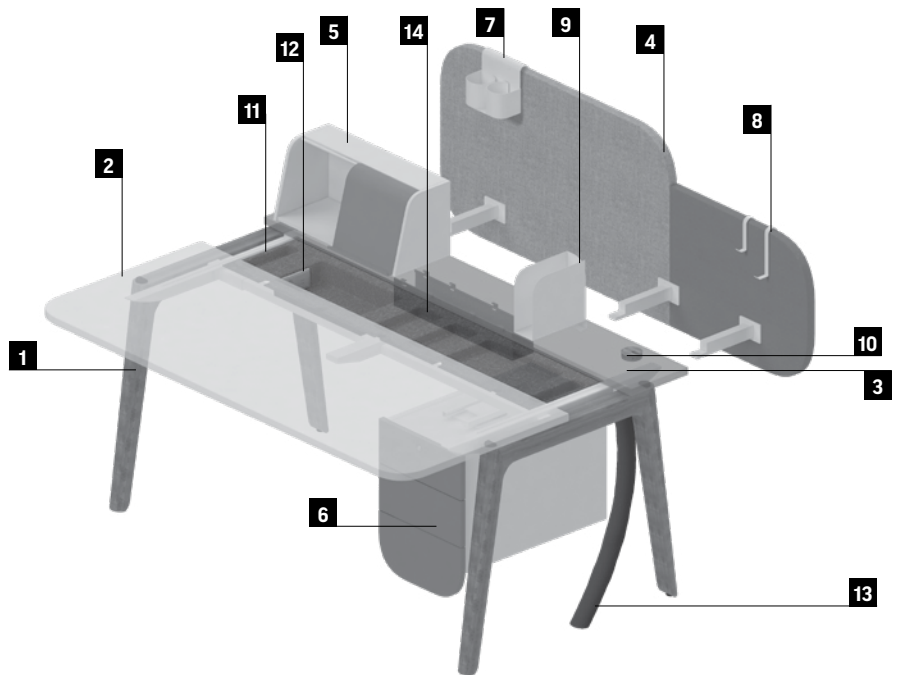
Fixed table top



Sliding table top



- 1** A-legs
- 2** Table top - sliding part
- 3** Table top - fixed part
- 4** Panel
- 5** Secretary box
- 6** Suspended pedestal
- 7** Organiser box
- 8** Headphones holder
- 9** Document shelf
- 10** Wodden grommet
- 11** Second storage level organiser
- 12** Media port for organiser
- 13** Vertical wire trunking
- 14** Horizontal wire trunking



Technical description

2. Workbenches

Workbench (basic module) – face to face workstation, on four legs.

Workbench additional (additional module) – face to face workstation on two legs, to extend workbench arrangement.

2.1. Table top

Fixed table tops – table tops rounded at 100 mm radius on user's side

Sliding table tops (in range of 150 mm) consist of two parts: fixed part (rectangular, depth 220 mm), and sliding part (rounded at 100 mm radius on user's side). Distance between two table top parts is 8 mm. Sliding table top allows for easy access to integrated felt organiser with second storage level function. Thermoformed felt organiser (in dark grey colour only) can be equipped with media port, as an option. When selecting left organiser version (the deepest organiser tray on left side), suspended pedestal assembly possible on right side. When selecting right organiser version (the deepest organiser tray on right side), suspended pedestal assembly possible on left side.

Finish options:

- melamine faced chipboard (MFC), thickness 25 mm, class E1, with 2 mm edge in glue technology as standard, for selected colours: white (BI), white grey (MB), platinum (MP) laser edge as standard,
- linoleum – top part of plywood covered with linoleum, bottom part covered with anti-resilient laminate, thickness 25 mm, with wax protected edge (plywood structure visible),
- veneer – top part of chipboard covered with veneer, bottom part covered with anti-resilient laminate, thickness 25 mm, with 2 mm natural edge – available only for fixed part of sliding table top.

When selecting veneer finish for fixed part of sliding table top, it is recommended to follow suggested colour concept:

- legs in oak finish (OA), fixed part of table top in natural oak (DM), wooden grommet,
- legs in beech finish (OC), fixed part of table top in black oak (VO), metal grommet with brush.

Slots, cut outs for grommets and media ports in various types and configurations – available as an option.

2.2. Base

A-legs – „A-shape” wooden legs tapering towards floor, made of solid wood. External part of leg profile is rounded.

Frame – four beams made of steel profile 30 × 40 mm. Frame allows for simultaneous assembly:

- upper, fully upholstered panel by using metal brackets,
 - integrated felt organiser with second storage level function by using plastic clips – applicable to sliding table tops only,
 - suspended pedestal by using metal bracket.
- Fixed height 740 mm, levelling in range 10 mm.

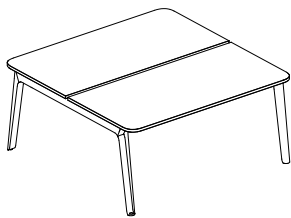
Finish options:

- wooden legs: oak (OA), beech (OC), finished with transparent varnish (wood grains visible),
- beams powder-coated in traffic white with texture (RAL 9016), black with texture (RAL 9005).

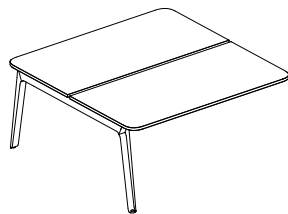
All workbenches are unassembled as standard.

2.3. Product range

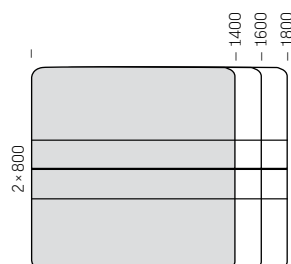
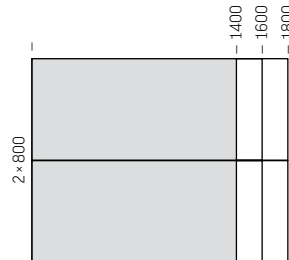
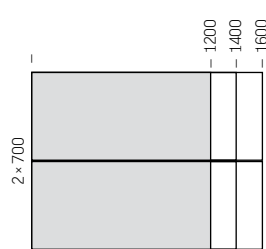
Workbenches



Fixed table top



Sliding table top



3. Conference tables

3.1. Table top

Fixed table tops - in following shapes: oval, both sides rounded at 100 mm radius.

Finish options:

- melamine faced chipboard (MFC), thickness 25 mm, class E1, with 2 mm edge in glue technology as standard, for selected colours: white (BI), white grey (MB), platinum (MP) laser edge as standard,
- linoleum - top part of plywood covered with linoleum, bottom part covered with anti-resilient laminate, thickness 25 mm, with wax protected edge (plywood structure visible).

Cut outs for grommets and media ports in various types and configurations - available as an option.

3.2. Base

A-legs - „A-shape“ wooden legs tapering towards floor, made of solid wood. External part of leg profile is rounded.

Frame - two beams made of steel profile 30 × 40 mm.

Fixed height 740 mm, levelling in range 10 mm.

Finish options:


- wooden legs: oak (OA), beech (OC), finished with transparent varnish (wood grains visible),
- beams powder-coated in traffic white with texture (RAL 9016), black with texture (RAL 9005).

All conference tables are unassembled as standard.

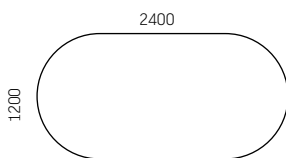

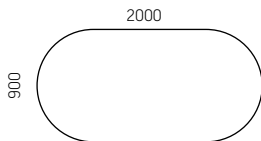
3.3. Product range



Oval table top



Both sides rounded table top



Technical description

4. High meeting tables

Free-standing - legs recessed from table top edge.

Modular - legs facing table top edge:

- basic module - with four legs, for integration with additional module in linear connection. Possible to use as free-standing meeting table.
- additional module - with two legs, for integration with basic module in linear connection to extend table arrangement.

4.1. Table top

Fixed table tops - in following shapes: oval (for free-standing version), both sides rounded at 100 mm radius.

Finish options:

- melamine faced chipboard (MFC), thickness 25 mm, class E1, with 2 mm edge in glue technology as standard, for selected colours: white (BI), white grey (MB), platinum (MP) laser edge as standard,

- linoleum - top part of plywood covered with linoleum, bottom part covered with anti-resilient laminate, thickness 25 mm, with wax protected edge (plywood structure visible).

Cut outs for grommets and media ports in various types and configurations - available as an option.

4.2. Base

A-legs - „A-shape“ wooden legs tapering towards floor, made of solid wood. External part of leg profile is rounded.

Foot bar - two beams made of half-oval steel

profile 20 × 40 mm, for modular version as standard, for free-standing version as an option.

Frame - two beams made of steel profile 30 × 40 mm.

Fixed height 1050 mm, levelling in range 10 mm.

Finish options:


- wooden legs: oak (OA), beech (OC), finished with transparent varnish (wood grains visible),
- beams powder-coated in traffic white with texture (RAL 9016), black with texture (RAL 9005),
- foot bar powder-coated in white or black colour, always matching beam colour.

All high meeting tables are unassembled as standard.



4.3. Product range




Free-standing with oval table top



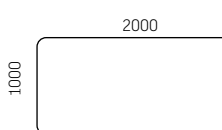
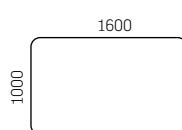
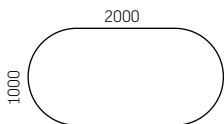


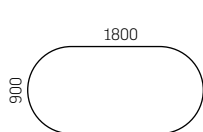
Both sides rounded table top



Modular with both sides rounded table top
Basic module



Modular with both sides rounded table top
Additional module



5. Meeting table with round table top

5.1. Table top

Fixed table tops - Ø 1200 mm round shape.

Finish options:

- melamine faced chipboard (MFC), thickness 25 mm, class E1, with 2 mm edge in glue technology as standard, for selected colours: white (BI), white grey (MB), platinum (MP) laser edge as standard,
- linoleum - top part of plywood covered with linoleum, bottom part covered with anti-resilient laminate, thickness 25 mm, with wax protected edge (plywood structure visible).

Cut outs for grommets and media ports in various types and configurations - available as an option.

Round meeting table is unassembled as standard.

5.2. Base

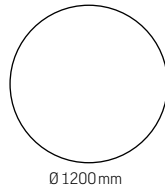
Legs - four single wooden legs tapering towards floor, made of solid wood. External part of leg profile is rounded.

Fixed height 740 mm, levelling in range 10 mm.

Finish options:

- wooden legs: oak (OA), beech (OC), finished with transparent varnish (wood grains visible).

5.3. Product range



6. Grommets and media ports

Ø 80 mm wooden grommet - made of solid oak wood (OA) finished with transparent varnish (wood grains visible). Dedicated to all types of desks, workbenches and tables with wooden base in oak finish (for fixed and sliding table tops).

Ø 80 mm metal grommet with brush - made of metal powder-coated in white aluminium (WA), white (WH) or black (BL) colour. Dedicated to all types of desks, workbenches and tables with wooden base in oak or beech finish (for fixed and sliding table tops).

Grommets to be ordered separately.

Media ports - available in various types and configurations, to be ordered separately, price list on p. 584.

Note: more details in slots, grommets and media ports positioning matrix on p. 258.

7. Secretary box

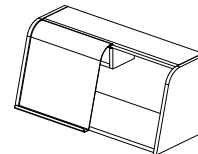
Free-standing accessory for table tops.

Carcass, top and back - finish options:

- melamine faced chipboard (MFC), thickness 12 mm, class E1, with 2 mm edge in glue technology as standard,

- veneer - chipboard covered with veneer, thickness 12 mm, with 2 mm natural edge.

Sliding, lift-up front - made of metal sheet, thickness 1 mm, powder-coated in blood orange (RAL 2001), diamond grey (RAL 7024), traffic white with texture (RAL 9016).



8. Panels

8.1. Desk panels

Upper fully upholstered, front - structure is made of wooden frame with soft fiberboard core, with fabric cover, pinnable. Panel thickness 32 mm, upper edges rounded at 150 mm radius, equipped with three metal brackets for fixing to desk frame.

Panel consists of two parts:

- lower part (height 450 mm, fixed width 600 mm for all desk widths),

- higher part (height 600 mm, various widths corresponding with desk widths).

Brackets finish options: powder-coated in traffic white with texture (RAL 9016), black with texture (RAL 9005).

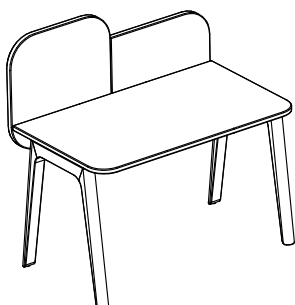
upper edges rounded at 150 mm radius, equipped with two metal brackets (for 1200, 1400 mm widths) or three metal brackets (for 1600, 1800 mm widths) for fixing to workbench frame. Panel height 425 mm.

Brackets finish options: powder-coated in traffic white with texture (RAL 9016), black with texture (RAL 9005).

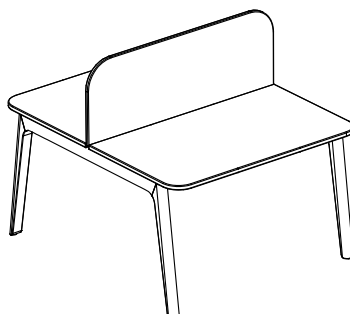
8.2. Workbench panels

Upper fully upholstered, front - structure is made of wooden frame with soft fiberboard core, with fabric cover, pinnable. Panel thickness 32 mm,

8.3. Product range



Desk panel



Workbench panel

Technical description

9. Cable management

Horizontal wire trunking, upholstered – assembly directly to table top with plastic connectors. Dedicated to desks, workbenches, conference and meeting tables. Applicability matrix on p. 256–257.

Horizontal wire trunking, felt – made of thermoformed felt in dark grey colour, assembly directly to table top with velcro type fixing, width

300 mm. Dedicated to desks, workbenches, conference and meeting tables. Applicability matrix on p. 256–257.

Vertical wire trunking, upholstered – assembly directly to table top with plastic connectors. Length 850 mm dedicated to desks, workbenches, conference tables, round meeting table.

Length 1200 mm dedicated to high meeting tables. Applicability matrix on p. 256–257.

10. Pedestals

Suspended pedestal with 2 drawers

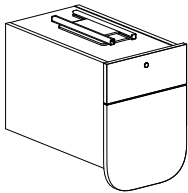
Suspended pedestal with 3 drawers

Carcass, top, fronts and back are made of melamine faced chipboard (MFC), class E1, thickness 18 mm with edge in glue technology. Chipboard drawers made of melamine faced chipboard (MFC), thickness 12 mm, in white colour only. Drawers are equipped with a soft-close system with 80% slide extension and lock.

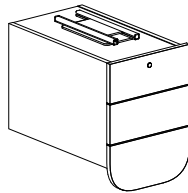
Pedestals are to be assembled to desk or workbench frame (on the right or left side) by using metal bracket. Brackets finish options: powder-coated in traffic white with texture (RAL 9016), black with texture (RAL 9005).

Note: when selecting left organiser version (the deepest organiser tray on left side) for desk or workbench with sliding table top, suspended pedestal assembly on right side. When selecting right organiser version (the deepest organiser tray on right side), suspended pedestal assembly on left side.


10.1. Product range



Suspended pedestal with 2 drawers



Suspended pedestal with 3 drawers



11. Stools

11.1. Seat

Upholstered seat – made of melamine faced chipboard (MFC) class E1, thickness 12 mm, with seat cushion made of plywood, thickness 10 mm covered with foam, thickness 30 mm, density 40 kg/m³. Dimensions: 400 × 400 mm.

11.2. Base

A-legs – „A-shape” wooden legs tapering towards floor, made of solid wood. External part of leg profile is rounded.

Frame – beam made of steel profile 35 × 45 mm.

Construction – with 8 mm distance between upholstered seat and legs.

Glides – plastic glides for soft floors or glides with felt for hard floors.

Fixed height 456 mm, levelling in range 10 mm.

Finish options:

- wooden legs: oak (OA), beech (OC), finished with transparent varnish (wood grains visible),
- beam powder-coated in traffic white (RAL 9010), black (RAL 9005).

Stools are assembled as standard.

11.3. Product range



12. Hockers

12.1. Seat

Upholstered seat – made of melamine faced chipboard (MFC) class E1, thickness 12 mm, with seat cushion made of plywood, thickness 10 mm covered with foam, thickness 30 mm, density 40 kg/m³. Dimensions: 400 × 400 mm.
Bag holder – as an option.

12.2. Base

A-legs – „A-shape” wooden legs tapering towards floor, made of solid wood. External part of leg profile is rounded.

Frame – beam made of steel profile 35 × 45 mm.

Foot bar – two beams made of half-oval steel profile 20 × 40 mm.

Construction – with 8 mm distance between upholstered seat and legs.

Glides – plastic glides for soft floors or glides with felt for hard floors.

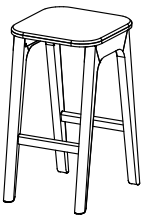
Fixed height 736 mm, levelling in range 10 mm.

Finish options:

- wooden legs: oak (0A), beech (0C), finished with transparent varnish (wood grains visible),
- beam, foot bar and bag holder powder-coated in traffic white (RAL 9010), black (RAL 9005), foot bar always matching beam colour.

Hockers are assembled as standard.

12.3. Product range



13. Low benches

13.1. Seat

Upholstered seat – made of melamine faced chipboard (MFC) class E1, thickness 12 mm, with seat cushion made of plywood, thickness 10 mm covered with foam, thickness 30 mm, density 40 kg/m³. Dimensions: 1200 × 400 mm.

13.2. Base

A-legs – „A-shape” wooden legs tapering towards floor, made of solid wood. External part of leg profile is rounded.

Frame – beam made of steel profile 35 × 45 mm.

Construction – with 8 mm distance between upholstered seat and legs.

Glides – plastic glides for soft floors or glides with felt for hard floors.

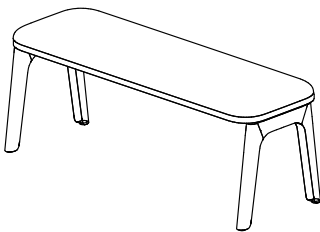
Fixed height 456 mm, levelling in range 10 mm.

Finish options:

- wooden legs: oak (0A), beech (0C), finished with transparent varnish (wood grains visible),
- beam powder-coated in traffic white (RAL 9010), black (RAL 9005).

Benches are assembled as standard.

13.3. Product range



Technical description

14. High benches

14.1. Upholstered seat

Upholstered seat – made of melamine faced chipboard (MFC) class E1, thickness 12 mm, with seat cushion made of plywood, thickness 10 mm covered with foam, thickness 30 mm, density 40 kg/m³.

Dimensions: 1200 × 400 mm. Bag holder – as an option.

14.2. Base

A-legs – „A-shape” wooden legs tapering towards floor, made of solid wood. External part of leg profile is rounded.

Frame – beam made of steel profile 35 × 45 mm.

Foot bar – two beams made of half-oval steel profile 20 × 40 mm.

Construction – with 8 mm distance between upholstered seat and legs.

Glides – plastic glides for soft floors or glides with felt for hard floors.

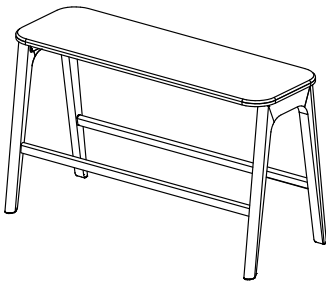
Fixed height 736 mm, levelling in range 10 mm.

Finish options:

wooden legs: oak (OA), beech (OC), finished with transparent varnish (wood grains visible), beam, foot bar and bag holder powder-coated in traffic white (RAL 9010), black (RAL 9005), foot bar always matching beam colour.

Benches are assembled as standard.

14.3. Product range



15. Technical regulations, certificates and quality marks (for selected product configurations)

GS safety certificate.

SQart

SQart

workstation

Description

1. Desks

1.1. Table top with frame

Fixed and sliding table tops – made of melamine faced chipboard (MFC), thickness 25 mm, class E1, with 2 mm edge in glue technology as standard, or laser edge as an option. Table tops are equipped with pre-assembled metal frame. Table tops are available in following shape options: rectangular, L-shape, single wave, double wave and angular 120°, and in wide range of dimensions. Cut outs for grommets as well as media ports in various types and configurations – applicable as an option.

Frame – made of steel profile 50 × 25 mm, powder-coated in black colour only.

1.2. Base

Rectangular legs – made of steel profile 60 × 25 mm, assembly to desk frame. Finish options: powder-coated in alu, black, white or grey colour.

Fixed height 740 mm as standard, levelling in range of 15 mm.

Manual height adjustment in range of 640–860 mm, as an option.

O-legs – made of steel profile 60 × 25 mm, assembly to desk frame.

Finish options: powder-coated in alu, black, white or grey colour.

Fixed height 740 mm as standard, levelling in range of 15 mm.

Manual height adjustment in range of 640–860 mm, as an option.

C-legs – columns made of steel profiles 70 × 70 mm with feet with levelling glides. Feet are equipped with plastic caps in black colour only. Assembly to desk frame.

Finish options: powder-coated in alu, black, white or grey colour.

Fixed height 740 mm as standard, levelling in range of 15 mm.

Manual height adjustment in range of 680–820 mm, as an option.

Rectangular legs, C-leg or O-leg integrated with Big Orga Tower

Big Orga Tower – all elements made of melamine faced chipboard (MFC), class E1, thickness 18 mm with edge in glue technology.

High drawer with 3 shelves inside and lock.

Handles in alu colour only.

Additional castor and counter-weight included as standard for safety reasons.

Base fixed height 740 mm as standard, levelling in range of 15 mm, Big Orga Tower height 3 OH.

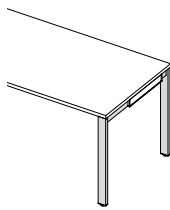
All desks are unassembled as standard, except for Big Orga Tower – fully assembled as standard.

Note: Desks to be ordered separately as two parts:

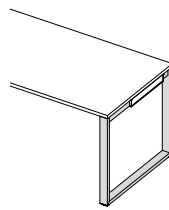
- table top with pre-assembled frame,
- base.

1.3. Product range

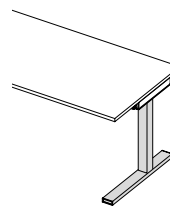
Bases



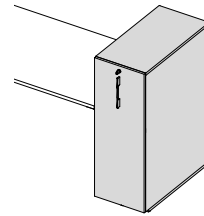
1. Rectangular legs



2. O-legs



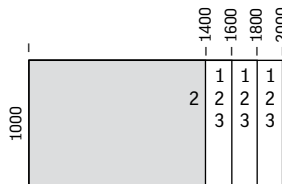
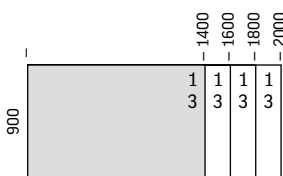
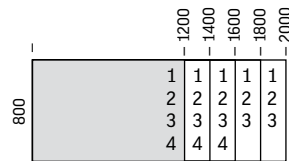
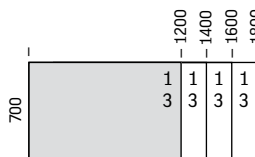
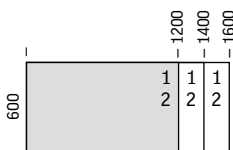
3. C-legs



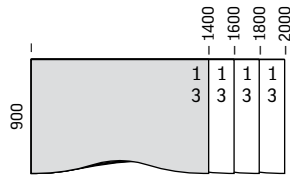
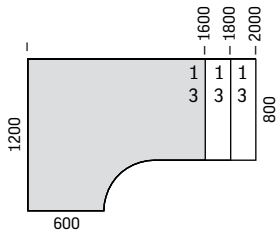
4. Big Orga Tower

Table tops

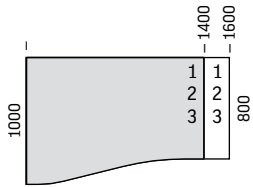
Rectangular



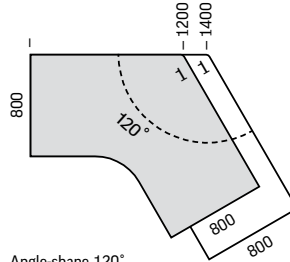
Other shapes



L-shape



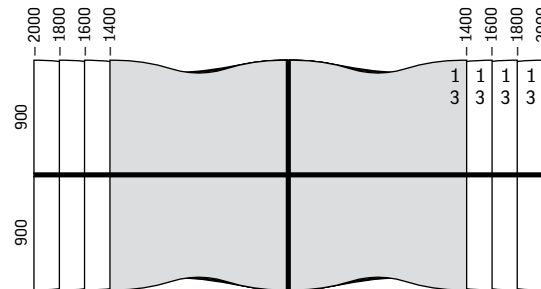
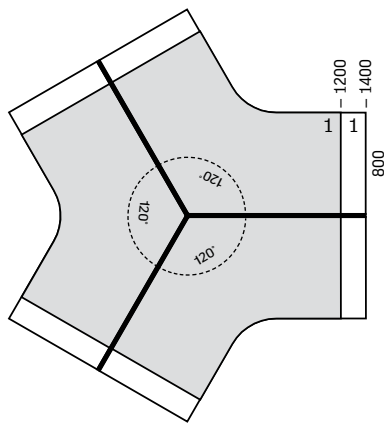
Double wave



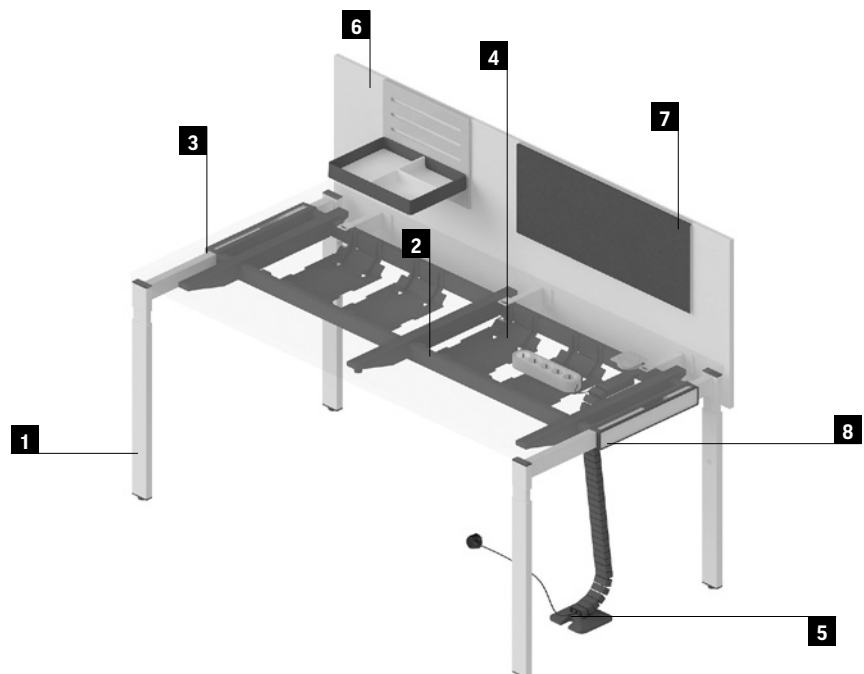
Single wave

Angle-shape 120°

Example of arrangements



- 1** Rectangular legs
- 2** Frame
- 3** Table top
- 4** Horizontal wire trunking - modular
- 5** Vertical wire trunking - flexible modular
- 6** Upper panel, front
- 7** Panel upholstered pad
- 8** ID cover



2. Desk extensions

2.1. Table top with frame

Fixed table tops – made of melamine faced chipboard (MFC), thickness 25 mm, class E1, with 2 mm edge in glue technology as standard, or laser edge as an option. Table tops are equipped with pre-assembled metal frame. Available shape – rectangular.

Frame – made of steel profile 50 × 25 mm, powder-coated in black colour only.

2.2. Base

Rectangular legs – made of steel profile 60 × 25 mm, assembly to desk frame.

Finish options: powder-coated in alu, black, white or grey colour.

Fixed height 740 mm as standard, levelling in range of 15 mm.

Manual height adjustment in range of 640–860 mm, as an option .

C-leg – column made of steel profile 70 × 70 mm with foot with levelling glides. Foot is equipped with plastic caps in black colour only. Assembly to desk frame.

Finish options: powder-coated in alu, black, white or grey colour.

Fixed height 740 mm as standard, levelling in range of 15 mm.

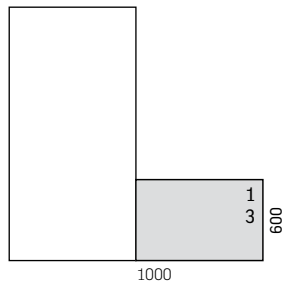
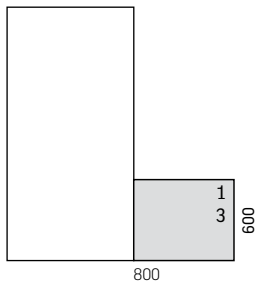
Manual height adjustment in range of 680–820 mm, as an option.

All desk extensions are unassembled as standard.

Note: Desk extensions to be ordered separately as two parts:

- table top with pre-assembled frame,
- base.

2.3. Product range



3. Workbenches

Workbench basic module – face to face workstation.

Workbench additional module – face to face workstation on two legs recessed 122 mm from table top edge, to extend workbench arrangement. Available with or without possibility of side panel assembly.

3.1. Table tops with frame

Fixed and sliding table tops – made of melamine faced chipboard (MFC), thickness 25 mm, class E1, with 2 mm edge in glue technology as standard, or laser edge as an option. Table tops

are equipped with pre-assembled metal frame. Available shape – rectangular and in wide range of dimensions.

Slots – for sliding table tops, and fixed table tops with flaps, as an option.

Flaps – for fixed table tops, as an option.

Frame – made of steel profile 50 × 25 mm, powder-coated in black colour only.

3.2. Base

Rectangular legs – made of steel profile 60 × 25 mm, assembly to workbench frame.

Finish options: powder-coated in alu, black, white or grey colour.

Fixed height 740 mm as standard, levelling in range of 15 mm.

O-legs – made of steel profile 60 × 25 mm, assembly to workbench frame.

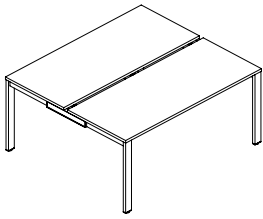
Finish options: powder-coated in alu, black, white or grey colour.

Fixed height 740 mm as standard, levelling in range of 15 mm.

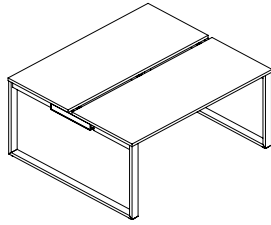
Technical description

3.3. Product range

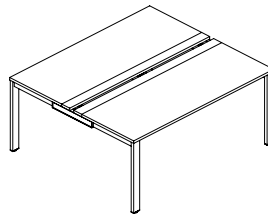
Bases



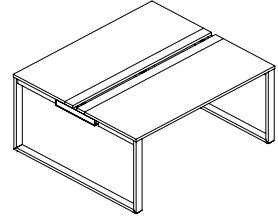
Basic module, sliding table tops
Rectangular legs



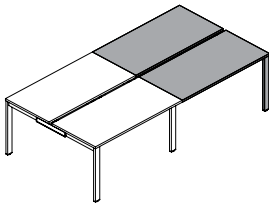
Basic module, sliding table tops
O-legs



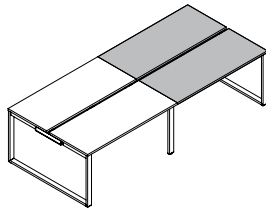
Basic module, fixed table tops with flaps
Rectangular legs



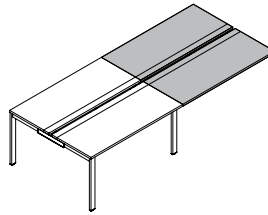
Basic module, fixed table tops with flaps
O-legs



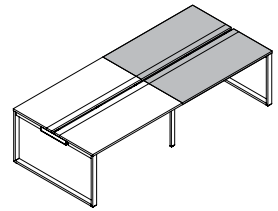
Additional module, sliding table tops
Rectangular legs



Additional module, sliding table tops
O-legs

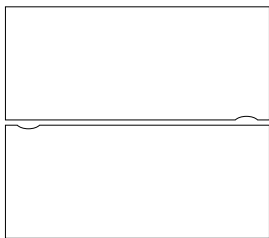
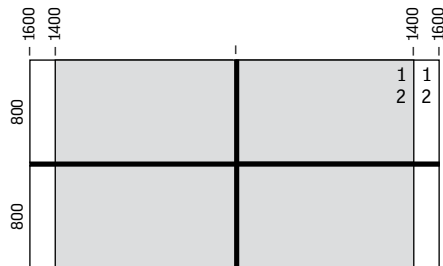
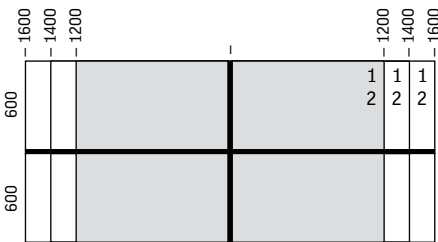


Additional module, fixed table tops with flaps
Rectangular legs

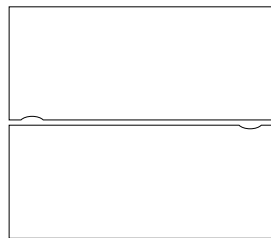


Additional module, fixed table tops with flaps
O-legs

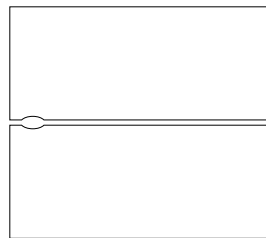
Table tops



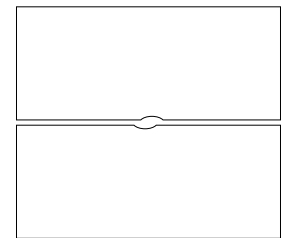
L slot (2 left)




R slot (2 right)



T slot (left and right)

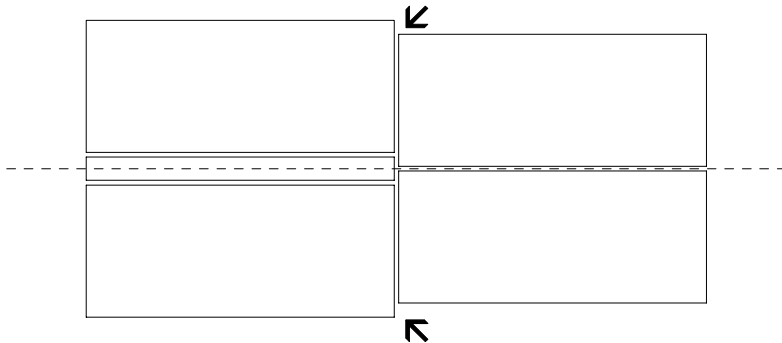


M slot (2 middle)



Opening flap

Note: Workbench basic and additional modules must be ordered the same – all with or without possibility of panel assembly. Otherwise table tops will not be in the same line.



4. Workbenches – additional module for linear connection

4.1. Table top with frame

Fixed and sliding table tops – made of melamine faced chipboard (MFC), thickness 25 mm, class E1, with 2 mm edge in glue technology as standard, or laser edge as an option. Table tops are equipped with pre-assembled metal frame. Available shape – rectangular and in wide range of dimensions.

Cut outs for grommets as well as media ports in various types and configurations – applicable as an option.

Frame – made of steel profile 50 × 25 mm, powder-coated in black colour only.

Finish options: powder-coated in alu, black, white or grey colour.

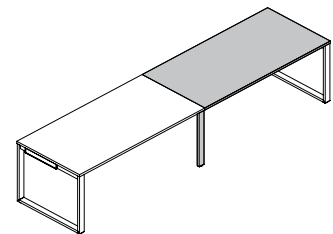
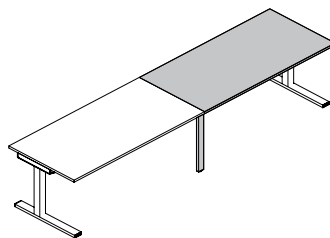
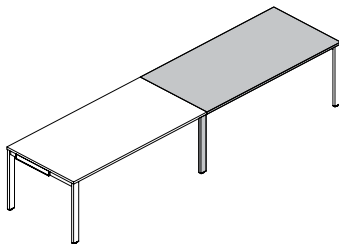
Fixed height 740 mm as standard, levelling in range of 15 mm.

Available with or without possibility of side panel assembly.

4.2. Base

Rectangular legs – made of steel profile 60 × 25 mm, assembly to workbench frame.

4.3. Product range



Technical description

5. Conference tables

5.1. Table top with frame

Fixed table tops – made of melamine faced chipboard (MFC), thickness 25 mm, class E1, with 2 mm edge in glue technology as standard, or laser edge as an option. Table tops are equipped with pre-assembled metal frame. Available shape – rectangular and in wide range of dimensions.
Cut outs for grommets as well as media ports in various types and configurations – applicable as an option.

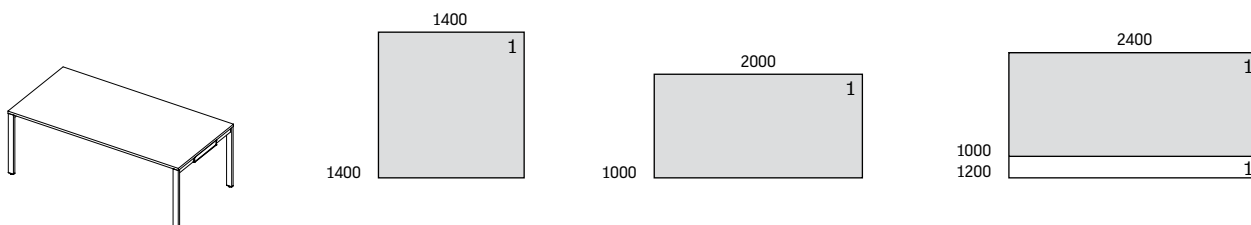
Frame – made of steel profile 50 × 25 mm, powder-coated in black colour only.

5.2. Base

Rectangular legs – made of steel profile 60 × 25 mm, assembly to frame.
Finish options: powder-coated in alu, black, white or grey colour.
Fixed height 740 mm as standard, levelling in range of 15 mm.

For conference table 2400 × 1000 mm, 2 central legs are 200 mm recessed from table top edge.
For conference table 2400 × 1200 mm, 2 central legs are 300 mm recessed from table top edge.

5.3. Product range



6. High meeting tables

6.1. Table top with frame


Fixed table tops – made of melamine faced chipboard (MFC), thickness 25 mm, class E1, with 2 mm edge in glue technology as standard, or laser edge as an option. Table tops are equipped with pre-assembled metal frame. Available shape – rectangular.
Cut outs for grommets as well as media ports in various types and configurations – applicable as an option.

Frame – made of steel profile 50 × 25 mm, powder-coated in black colour only.

6.2. Base

O-legs – made of steel profile 60 × 25 mm, assembly to frame.
Finish options: powder-coated in alu, black, white or grey colour.
Fixed height 1100 mm as standard, levelling in range of 15 mm.

6.3. Product range



	ADJUSTMENT RANGE					
	DESKS			WORKBENCHES	CONFERENCE TABLES	HIGH TABLE
	RECTANGULAR LEGS AND O-LEGS	C-LEGS	WITH BIG ORGA TOWER	RECTANGULAR LEGS AND O-LEGS	RECTANGULAR LEGS	O-LEGS
Fixed height	740 mm	740 mm	740 mm	740 mm	740 mm	1100 mm
Manual height adjustment	640–860 mm	680–820 mm	–	–	–	–

7. Benches

7.1. Seat with frame

Seat – made of melamine faced chipboard (MFC), thickness 25 mm, class E1, with 2 mm ABS edge in glue technology as standard, or laser edge as an option, with rectangular shape.

Seat can be equipped with upholstered cushion – as an option.

Frame – made of steel profile 50 × 25 mm, powder-coated in black colour only.

7.2. Base

O-legs – made of steel profile 60 × 25 mm, assembly to frame.

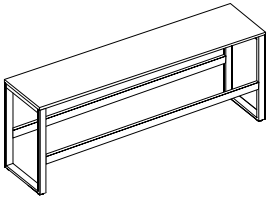
Foot bars – made of steel profile 40 × 20 mm. Finish options: powder-coated in alu, black, white or grey colour, all elements always in the same colour.

Fixed height 770 mm as standard, levelling in range of 15 mm.

7.3. Upholstered cushion for bench

Cushion – made of foam covered with fabric, underneath with a non-slip mat, dimensions 480 × 480 mm.

7.3. Product range



8. Mobile table

8.1. Table top

Fixed table tops – made of melamine faced chipboard (MFC), thickness 25 mm, class E1, with 2 mm edge in glue technology as standard, or laser edge as an option.

Available shapes – round (Ø800 mm), rectangular (800 × 800 mm).

8.2. Base

Cross base, mobile – cross bars made of steel tubes 40 × 20 mm.

Column is made of steel tube Ø 70 mm.

Four Ø 65 mm castors equipped with brakes.

Finish options: powder-coated in alu, or white colour.

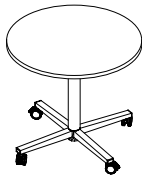
Fixed height 740 mm as standard.

Pneumatic height adjustment in range of 720–1120 mm, as an option .

8.3. Product range



800 × 800 mm



Ø 800 mm

9. Table top finishes combinations

		TABLE TOP FINISH - MELAMINE FACED CHIPBOARD (MFC)									
		BI (G)	MB (4)	MP (P)	BZ (I)	CC (K)	MS (E)	NM (5)	NR (6)	NS (7)	
EDGE FINISH	LASER	BI (G)	BI	4G	PG	IG	KG	EG	5G	6G	7G
		MB (4)	G4	MB	P4	I4	K4	E4	54	64	74
		MP (P)	GP	4P	MP	IP	KP	EP	5P	6P	7P
		NB (U)	GU	4U	PU	IU	KU	EU	5U	6U	7U
		NH (3)	G3	43	P3	I3	K3	E3	53	63	73
		NJ (2)	G2	42	P2	I2	K2	E2	52	62	72
	GLUE TECHNOLOGY	BI (G)	BI	4G	PG	IG	KG	EG	5G	6G	7G
		MB (4)	G4	MB	P4	I4	K4	E4	54	64	74
		MP (P)	GP	4P	MP	IP	KP	EP	5P	6P	7P
		BZ (I)	GI	4I	PI	BZ	KI	EI	5I	6I	7I
		CC (K)	GK	4K	PK	IK	CC	EK	5K	6K	7K
		MS (E)	GE	4E	PE	IE	KE	MS	5E	6E	7E
		NM (5)	G5	45	P5	I5	K5	E5	NM	65	75
		NR (6)	G6	46	P6	I6	K6	E6	56	NR	76
		NS (7)	G7	47	P7	I7	K7	E7	57	67	NS
		NU (8)	G8	48	P8	I8	K8	E8	58	68	78
		NA (X)	GX	4X	PX	IX	KX	EX	5X	6X	7X
		NB (U)	GU	4U	PU	IU	KU	EU	5U	6U	7U
		NC (9)	G9	49	P9	I9	K9	E9	59	69	79
		NH (3)	G3	43	P3	I3	K3	E3	53	63	73
NJ (2)	G2	42	P2	I2	K2	E2	52	62	72		
NL (0)	G0	40	P0	I0	K0	E0	50	60	70		
NT (R)	GR	4R	PR	IR	KR	ER	5R	6R	7R		
NV (W)	GW	4W	PW	IW	KW	EW	5W	6W	7W		
NP (J)	GJ	4J	PJ	IJ	KJ	EJ	5J	6J	7J		
NZ (L)	GL	4L	PL	IL	KL	EL	5L	6L	7L		

The following code **GL** identifies table top colour as: melamine faced chipboard MFC in White colour BI (G) with edge in Natural Hickory NZ (L)

Technical description

10. Cable management

Horizontal wire trunkings

Modular – made of plastic or metal in black colour, fixing to frame. Available in sets of 2 or 3 pieces.

Vertical wire trunkings

Flexible modular – made of plastic in black colour. Fixing directly to table top. Applicable to fixed height and height adjustable desks.

For rectangular leg – made of steel sheet, thickness 0.8 mm, powder-coated in alu, black, white or grey colour. Tool-free assembly to leg.

11. Panels

11.1. Desk panels

Upper, front and side – made of melamine faced chipboard (MFC), thickness 18 mm, class E1, with edge in glue technology. Panels are equipped with aluminium profile fitted on the top panel edge for panel accessories. Assembly to desk frame (front panel) or to table top (side panel) with dedicated metal brackets in black colour only.

One-piece (upper and modesty), front – made of melamine faced chipboard (MFC), thickness 18 mm, class E1, with edge in glue technology. Panels are equipped with aluminium profile fitted on the top panel edge for panel accessories. Assembly to desk frame with dedicated metal brackets in black colour only.

Modesty, front – made of melamine faced chipboard (MFC), thickness 18 mm, class E1, with edge in glue technology. Assembly to desk frame with dedicated metal brackets in black colour only.

CS5040 upper fully upholstered, front – structure is made of 8 mm raw chipboard with 8 mm soft fibreboard on both sides, with fabric cover, pinnable. Panel thickness 24 mm, upper edges rounded at 50 mm radius. Assembly with metal brackets to desk frame or pulled over table top edge (for fixed table top only). Upholstered panel is placed in U-shape bracket, and can be easily removed. Brackets finish options: powder-coated in alu, black, white or grey colour.

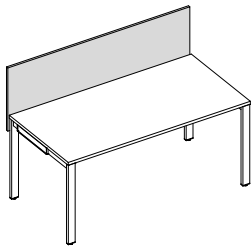
CS5040 upper felt, front – made of thermoformed felt in light or dark grey colour. Panel thickness 24 mm, upper edges rounded at 40 mm radius. Assembly with metal brackets to desk frame or pulled over table top edge (for fixed table top only). Felt panel is placed in U-shape bracket, and can be easily removed. Brackets finish options: powder-coated in alu, black, white or grey colour.

11.2. Workbench panels

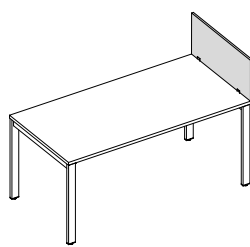
Upper, front and side – made of melamine faced chipboard (MFC), thickness 18 mm, class E1, with edge in glue technology. Panels are equipped with aluminium profile fitted on the top panel edge for panel accessories. Assembly to workbench frame with dedicated metal brackets in black colour only.

CS5040 upper fully upholstered, front – structure is made of 8 mm raw chipboard with 8 mm soft fibreboard on both sides, with fabric cover, pinnable. Panel thickness 24 mm, upper edges rounded at 50 mm radius. Assembly with metal brackets to workbench frame. Upholstered panel is placed in U-shape bracket, and can be easily removed. Brackets finish options: powder-coated in alu, black, white or grey colour.

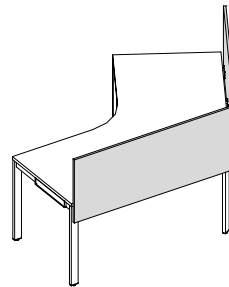
11.3. Product range



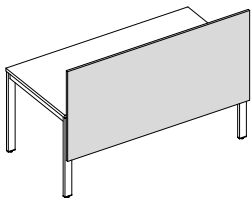
Desk panel, upper front



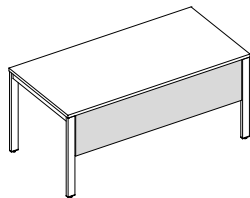
Desk panel, upper side



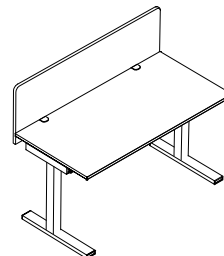
Desk panel, upper front



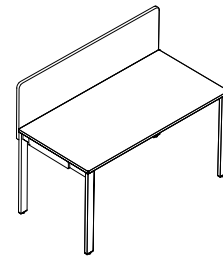
Desk panel one-piece (upper and modesty)



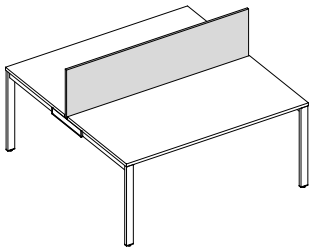
Desk panel, modesty



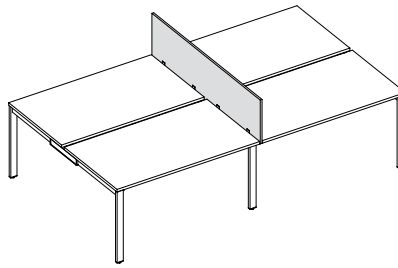
CS5040 desk panel, upper front



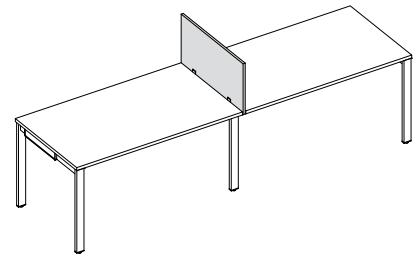
CS5040 desk panel, upper front



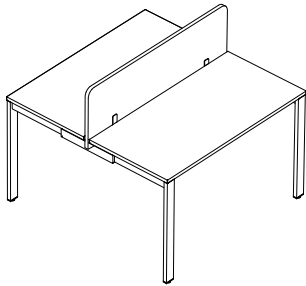
Workbench panel, upper front



Workbench panel, upper side



Workbench panel, upper side (for workbenches in linear connection)



CS5040 workbench panel, upper front

12. Pedestals

12.1. Pedestal versions:

- mobile (height 525 and 575 mm),
- fixed (height 740 mm) available on metal base or feet

Carcass and fronts are made of melamine faced chipboard (MFC), class E1, thickness 18 mm, top of fixed pedestals is made of thickness 25 mm, with edge in glue technology.

Types of drawers: metal (black), equipped with lock.

Types of pencil trays: plastic (black) integrated with pedestal.

All drawer types are with 80 % slide extension, except for drawers with filing frame, which are fully extendable. Pencil trays are always 100 % extendable.

All pedestals are equipped with a soft-close system and central lock with stop control plus

mechanism (allows for independent pencil tray opening).

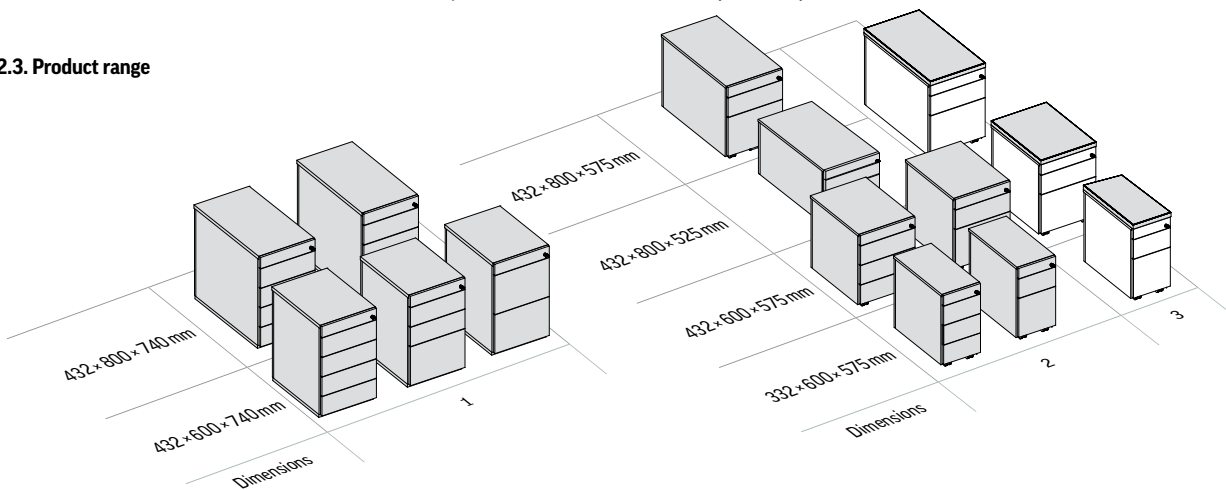
Drawers opening by 15 mm gap between drawer front and carcass (no handles).

Four Ø 35 mm castors – applicable to mobile version.

Upholstered pad for pedestal with velcro-type fixing – as an option.

All pedestals are fully assembled as standard.

12.3. Product range



1. Fixed pedestals
2. Mobile pedestals
3. Upholstered pads for mobile pedestals

13. Big Orga Tower

13.1. Free-standing

All elements are made of melamine faced chipboard (MFC), class E1, thickness 18 mm with edge in glue technology. High drawer with 3 shelves inside and lock.

Additional castor and counter-weight included as standard for safety reasons.

Handles – available in following finishes:

- metal handle in alu colour,
- wooden handle: natural beech, white beech, black beech or natural oak, as an option.

Fixed height 1117 mm as standard, levelling in range of 15 mm.

Big Orga Tower – fully assembled as standard.

14. Cabinets

14.1. Cabinets models

Sliding door (cabinet and upper) – doors are made of melamine faced chipboard (MFC), thickness 18 mm. Shelves are made of melamine faced chipboard (MFC), thickness 18 mm for widths 1000 mm (reinforced with metal plinth), 1200, 1600 mm, or thickness 25 mm as an option for cabinets widths 1200, 1600 mm. Grey metal shelves with filing frame function available for width 1200 mm. Equipped with lock.

Tambour door (cabinet and upper) – door is made of polypropylene in alu or white colour. Shelves are made of melamine faced chipboard (MFC), thickness 18 mm as standard for widths 800, 1200, 1600 mm. For cabinets width 1000 mm, thickness 18 mm shelves are reinforced with a metal plinth. 25 mm thickness available as option for all cabinet widths. Equipped with lock.

Hinged door (cabinet and upper) – doors are made of melamine faced chipboard (MFC), thickness 18 mm, shelves are made of melamine faced chipboard (MFC), thickness 18 mm as standard, reinforced with a metal plinth for cabinets width 1000 mm. 25 mm thick shelves are available as an option for cabinets widths 600 and 800 mm. Grey metal shelves with filing frame function are available for all widths. Equipped with lock.

Open (cabinet and upper) – no doors, shelves are made of melamine faced chipboard (MFC), thickness 18 mm as standard, reinforced with a metal plinth for cabinets width 1000 mm.

25 mm thick shelves are available as an option for cabinets widths 600 and 800 mm. Grey metal shelves with filing frame function are available for all widths.

Glass door (cabinet and upper) – doors are made of 6 mm hardened, satin glass. Shelves are made of melamine faced chipboard (MFC), thickness 18 mm as standard, or thickness 25 mm as an option. Without lock.

Drawer (cabinet) – fronts are made of melamine faced chipboard (MFC), class E1, thickness 18 mm.

Drawer versions:

- drawers with filing frame, metal drawers and drawer with filing frame,
- metal drawers.

All drawers are fully extendable and equipped with counter-weight as standard for safety reasons.

Wardrobe (cabinet) – hinged doors are made of melamine faced chipboard (MFC), thickness 18 mm. Shelves are made of melamine faced chipboard (MFC), thickness 18 mm as standard. Equipped with lock.

Combi (cabinet) – bottom part consists of hinged doors made of melamine faced chipboard (MFC), thickness 18 mm, upper part is open. Shelves are made of melamine faced chipboard (MFC), thickness 18 mm as standard. Equipped with lock.

Common elements for all types of cabinets

Carcass and top – made of melamine faced chipboard (MFC) class E1, thickness 18 mm, with edge in glue technology.

Cabinet back – made of melamine faced chipboard (MFC) class E1, thickness 12 mm.

All cabinets are available on metal base or plastic feet.

Handles:

- metal handle in alu color only,
- wooden handle in natural beech, natural oak or enameled on white or black, as an option.

Glass door cabinets are available only with dedicated metal handle.

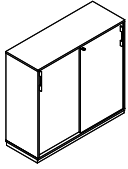
Important rules to be respected while combining cabinets with upper cabinets:

- maximum height of cabinet and upper cabinet set is 60H,
- cabinet and upper cabinet widths must be the same,
- height of cabinet and upper cabinet set in combinations 20H + 10H, 30H + 10H, 20H + 20H and 50H + 10H is not of exact height as one-piece cabinet 30H, 40H and 60H.

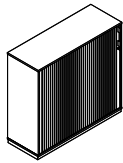
All cabinets and upper cabinets are unassembled as standard, except for tambour door and drawer cabinets, which are fully assembled.

14.3. Product range

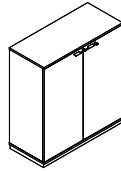
Cabinets



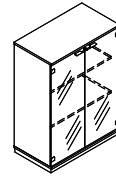
Sliding door



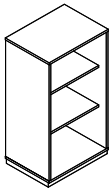
Tambour door



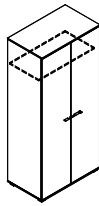
Hinged door




Glass hinged door



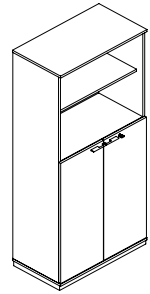
Open cabinets



Wardrobes

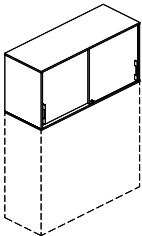


Drawer cabinets

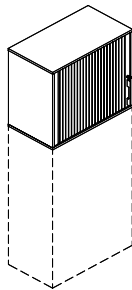


Combi cabinets

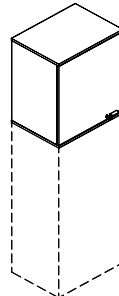
Upper cabinets



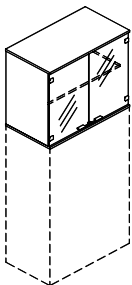
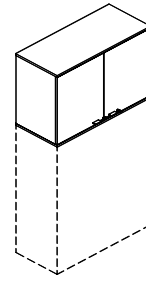
Sliding door



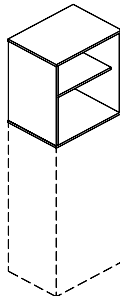
Tambour door



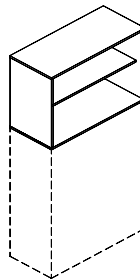
Hinged door



Glass hinged door



Open cabinets



Technical description

15. Upholstered pad for cabinet back (sound-absorbing)

Total thickness 56 mm, made of chipboard, thickness 18 mm and 8 mm with non-woven fabric (polyester) with sound-absorbing properties.

16. Mobile sideboard

Carcass and fronts are made of melamine faced chipboard (MFC), class E1, thickness 18 mm, with edge in glue technology.

Sideboard version:

- 2 hinged doors equipped with single-point lock, and 2 drawers with 80 % slide extension, equipped with central lock
- 2 hinged doors equipped with single-point lock, and 3 drawers with 80 % slide extension, equipped with central lock

- 3 hinged doors equipped with single-point lock. Grommets available as an option.

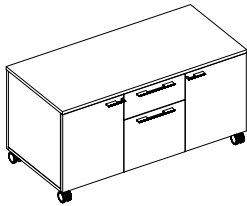
Five Ø 65 mm castors without brakes.

Metal drawers with soft-close system and stop control plus function (only one drawer can be pulled out at a time and pulling out of all drawers can be locked after the sideboard is tilted) available as standard. Sideboard with drawers has a built-in pencil drawer inside upper drawer, as standard.

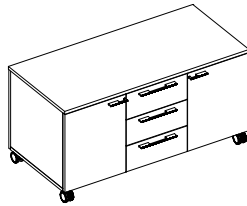
Handles:

- metal handle in alu color only.
 - wooden handle in natural beech, natural oak or enameled on white or black as an option.
- Sideboard is fully assembled as standard.

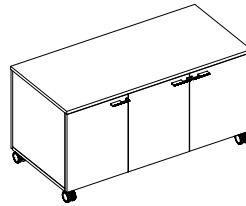
16.1. Product range



2 hinged door + 2 drawers



2 hinged door + 3 drawers



3 hinged door

17. Technical regulations, certificates and quality marks (for selected product configurations)

GS safety certificate,
COBRABID approved compliance with: EN 527-1, EN 527-2, EN 14073-2.

SQart

Managerial

Description

1. Desks

1.1. Table top with frame

Fixed table tops - finish options:

- melamine faced chipboard (MFC), thickness 25 mm, class E1, with 2 mm edge in glue technology as standard,
- veneer - both sides of chipboard covered with veneer, thickness 25 mm, with 2 mm natural edge.

Table tops are equipped with pre-assembled metal frame. Table tops are available in following shape options: rectangular, back-rounded, double wave and both-sides rounded, and in wide range

of dimensions. Cut outs for grommets as well as media ports in various types and configurations - applicable as an option.

Frame - made of steel profile 50 x 25 mm, powder-coated in black colour only.

1.2. Base

Slab end legs - finish options:

- melamine faced chipboard (MFC), total thickness 50 mm (two boards, thickness 25 mm), class E1 with 2 mm edge in glue technology as standard,

- veneer - both sides of chipboard covered with veneer, total thickness 50 mm (two boards, thickness 25 mm), with 2 mm natural edge. Fixed height 740 mm as standard, levelling in range of 15 mm.

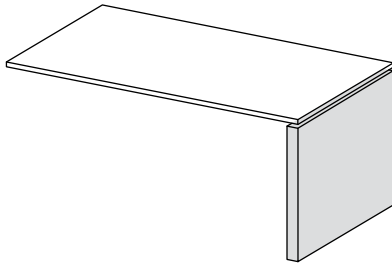
All desks are unassembled as standard.

Note: Desks to be ordered separately as two parts:

- table top with pre-assembled frame,
- base.

1.3. Product range




Bases



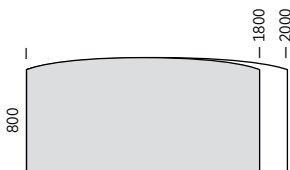
Slab-end leg without ID cover

Table tops

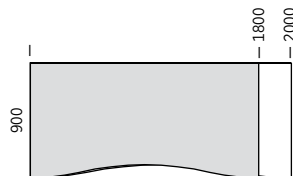
Rectangular



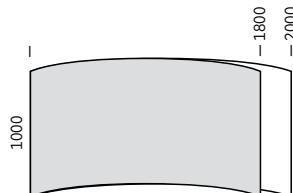
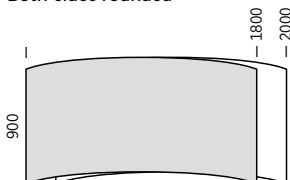
Back-rounded



Double wave



Both-sides rounded



2. Desk extension

2.1 Table top with frame

Fixed table tops – finish options:

- melamine faced chipboard (MFC), thickness 25 mm, class E1, with 2 mm edge in glue technology as standard,
- veneer – both sides of chipboard covered with veneer, thickness 25 mm, with 2 mm natural edge.

Table tops are equipped with pre-assembled metal frame. Available shape – rectangular.

Frame – made of steel profile 50 × 25 mm, powder-coated in black colour only.

2.2 Base

Slab end leg – finish options:

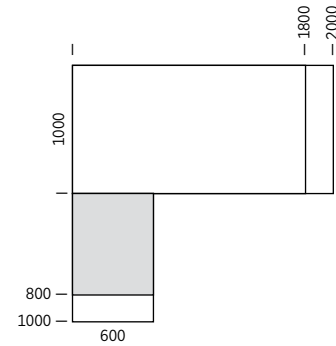
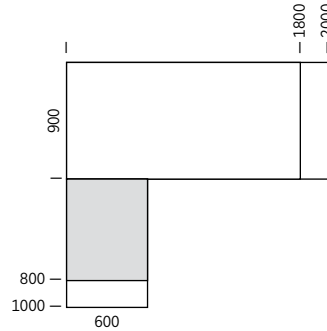
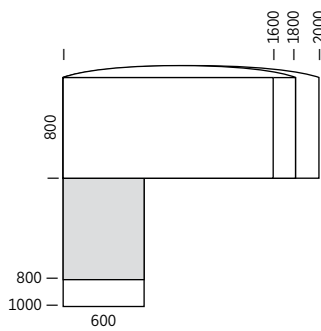
- melamine faced chipboard (MFC), total thickness 50 mm (two boards, thickness 25 mm), class E1, with 2 mm edge in glue technology as standard,
 - veneer – both sides of chipboard covered with veneer, total thickness 50 mm (two boards, thickness 25 mm), with 2 mm natural edge.
- Fixed height 740 mm as standard, levelling in range of 15 mm.

All desk extensions are unassembled as standard.

Note: Desk extensions to be ordered separately as two parts:

- table top with pre-assembled frame,
- base.

2.3. Product range



3. Mobile table

3.1 Table top

Fixed table tops – finish options:

- veneer – both sides of chipboard covered with veneer, thickness 25 mm, with 2 mm natural edge.

Available shapes – round (Ø800 mm), rectangular (800 × 800 mm).

3.2 Base

Cross base, mobile – cross bars made of steel tubes 40 × 20 mm.

Column is made of steel tube Ø 700 mm.

Four Ø 65 mm castors equipped with brakes.

Finish options: powder-coated in alu, or white colour.

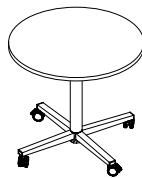
Fixed height 740 mm as standard.

Pneumatic height adjustment in range of 720–1120 mm, as an option .

3.3. Product range



800 × 800 mm



Ø 800 mm

Description

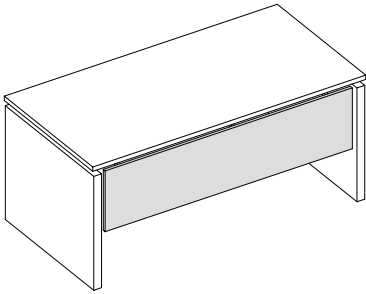
4. Panels

4.1. Desk panels

Modesty, front – finish options:

- melamine faced chipboard (MFC), thickness 18 mm, class E1, with edge in glue technology as standard,
- veneer – both sides of chipboard covered with veneer, thickness 18 mm, with natural edge.

Assembly to desk frame with dedicated metal brackets in black colour only.



5. Pedestals

5.1. Pedestal versions:

- mobile (height 575 mm),
- fixed (height 740 mm) available on metal base.

Finish options:

- veneer – all elements made of chipboard both sides covered with veneer, thickness 18 mm, top of fixed pedestals, thickness 25 mm, with natural edge,
- melamine faced chipboard (MFC) / veneer – top and fronts made of chipboard both sides covered with veneer, thickness 18 mm, top

of fixed pedestals, thickness 25 mm, with natural edge. Carcass made of melamine faced chipboard (MFC), class E1, thickness 18 mm with edge in glue technology.

Types of drawers: metal (black), equipped with lock.

Types of pencil trays: plastic (black) integrated with pedestal.

All drawer types are with 80 % slide extension, except for drawers with filing frame, which are fully extendable. Pencil trays are always 100 % extendable.

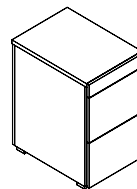
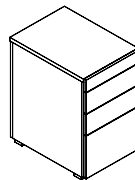
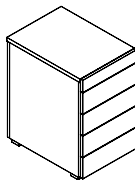
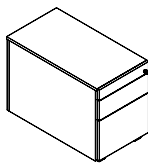
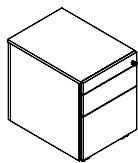
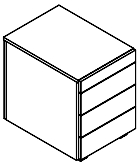
All pedestals are equipped with a soft-close system and central lock with stop control plus mechanism (allows for independent pencil tray opening).

Drawers opening by 15 mm gap between drawer front and carcass (no handles).

Four Ø 35 mm castors, two equipped with brakes – applicable to mobile version.

All pedestals are fully assembled as standard.

5.2. Product range



Mobile pedestals

Fixed pedestals

6. Cabinets

6.1. Cabinets models

Sliding door (cabinet) – finish options:

- veneer – all elements made of chipboard both sides covered with veneer, thickness 18 mm except for back, thickness 12 mm, with natural edge.
- melamine faced chipboard (MFC) / veneer – top and doors made of chipboard both sides covered with veneer, thickness 18 mm with natural edge. Carcass made of melamine faced chipboard (MFC), class E1, thickness 18 mm except for back, thickness 12 mm, with edge in glue technology.

Equipped with lock.

Tambour door (cabinet) – finish options:

- veneer – all elements made of chipboard both sides covered with veneer, thickness 18 mm except for back, thickness 12 mm, with natural edge.
- melamine faced chipboard (MFC) / veneer – top made of chipboard both sides covered with veneer, thickness 18 mm with natural edge. Carcass made of melamine faced chipboard (MFC), class E1, thickness 18 mm except for back, thickness 12 mm, with edge in glue technology.
- door made of polypropylene in alu or white colour.

Equipped with lock.

Hinged door (cabinet) – finish options:

- veneer – all elements made of chipboard both sides covered with veneer, thickness 18 mm except for back, thickness 12 mm, with natural edge. Reinforced shelf with metal plinth for cabinets width 1000 mm as standard, grey metal shelves with filing frame function as an option.
- melamine faced chipboard (MFC) / veneer – top and doors made of chipboard both sides

covered with veneer, thickness 18 mm with natural edge. Carcass made of melamine faced chipboard (MFC), class E1, thickness 18 mm except for back, thickness 12 mm, with edge in glue technology. Reinforced shelf with metal plinth for cabinets width 1000 mm as standard, grey metal shelves with filing frame function as an option.

Equipped with lock.

Open (cabinet) – finish options:

- veneer – all elements made of chipboard both sides covered with veneer, thickness 18 mm except for back, thickness 12 mm, with natural edge. Reinforced shelf with metal plinth for cabinets width 1000 mm as standard, grey metal shelves with filing frame function as an option.

- melamine faced chipboard (MFC) / veneer – top made of chipboard both sides covered with veneer, thickness 18 mm with natural edge. Carcass made of melamine faced chipboard (MFC), class E1, thickness 18 mm except for back, thickness 12 mm, with edge in glue technology. Reinforced shelf with metal plinth for cabinets width 1000 mm as standard, grey metal shelves with filing frame function as an option.

Glass door (cabinet and upper) – finish options:

- veneer – all elements made of chipboard both sides covered with veneer, thickness 18 mm except for back, thickness 12 mm, with natural edge.
- melamine faced chipboard (MFC) / veneer – top made of chipboard both sides covered with veneer, thickness 18 mm with natural edge. Carcass made of melamine faced chipboard (MFC), class E1, thickness 18 mm except for back, thickness 12 mm, with edge in glue technology.

- doors made of 6 mm hardened, satin glass Without lock.

Drawer (cabinet) – finish options:

- veneer – all elements made of chipboard both sides covered with veneer, thickness 18 mm except for back, thickness 12 mm, with natural edge.
- melamine faced chipboard (MFC) / veneer – top and fronts made of chipboard both sides covered with veneer, thickness 18 mm with natural edge. Carcass made of melamine faced chipboard (MFC), class E1, thickness 18 mm except for back, thickness 12 mm, with edge in glue technology. Equipped with lock.

Drawer versions:

- drawers with filing frames,
- metal drawers and drawer with filing frame,
- metal drawers,

All drawers are made are fully extendible and equipped with counter-weight as standard for safety reasons.

Wardrobe (cabinet) – finish options:

- veneer – all elements made of chipboard both sides covered with veneer, thickness 18 mm except for back, thickness 12 mm, with natural edge.
- melamine faced chipboard (MFC) / veneer – top and doors made of chipboard both sides covered with veneer, thickness 18 mm with natural edge. Carcass made of melamine faced chipboard (MFC), class E1, thickness 18 mm except for back, thickness 12 mm, with edge in glue technology.

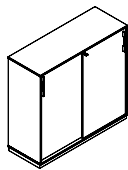
Equipped with lock.

Handles:

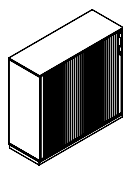
- metal handle in alu color only,
- glass door cabinet are available only with dedicated metal handle.

All cabinets are assembled as standard.

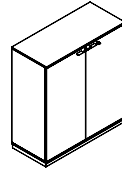
6.2. Product range



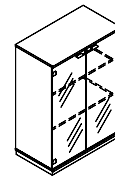
Sliding door



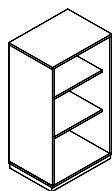
Tambour door



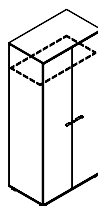
Hinged door



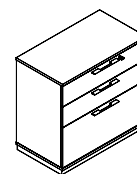
Glass hinged door



Open cabinets



Wardrobes



Drawer cabinets

Description

7. Mobile sideboard

Sideboard finish options:

- veneer - all elements made of chipboard both sides covered with veneer, thickness 18 mm with natural edge.
- melamine faced chipboard (MFC) / veneer - top and fronts made of chipboard both sides covered with veneer, thickness 18 mm with natural edge. Carcass made of melamine faced chipboard (MFC), class E1, thickness 18 mm with edge in glue technology.

Sideboard version:

- 2 hinged doors equipped with single-point lock, and 2 drawers with 80 % slide extension, equipped with central lock
- 2 hinged doors equipped with single-point lock, and 3 drawers with 80 % slide extension, equipped with central lock
- 3 hinged doors equipped with single-point lock. Grommets available as an option. Five Ø65 mm castors without brakes.

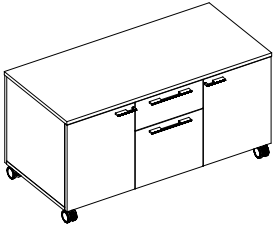
Metal drawers with soft-close system and stop control plus function (only one drawer can be pulled out at a time and pulling out of all drawers can be locked after the sideboard is tilted) available as standard. The sideboard with drawers has a built-in pencil drawer available after opening of top drawer, as a standard feature.

Handles:

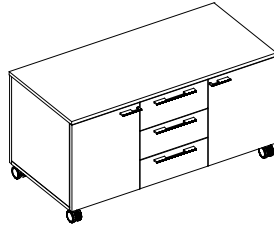
- metal handle in alu color only

Sideboard is fully assembled as standard.

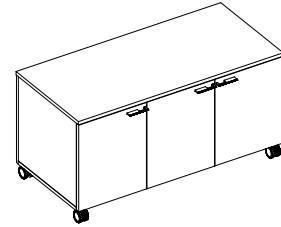
7.1. Product range



2 hinged doors + 2 drawers



2 hinged doors + 3 drawers



3 hinged doors

8. Caddy

Caddy finish options:

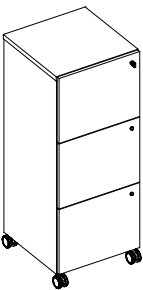
- veneer - all elements made of chipboard both sides covered with veneer, thickness 18 mm, top thickness 25 mm with natural edge.

Caddy versions:

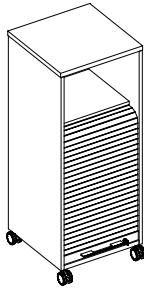
- lift-up doors - doors are equipped with independent single-point locks. Top door is equipped with 2 supporting elements so that it can be used as working surface,

- tambour door - tambour door covers two storage areas with shelves and the third is open.
- Handles** - only for tambour door:
- metal handle in alu colour only.
- Caddies are assembled as standard.

8.1. Product range



Lift-up doors



Tambour door

9. Technical regulations, certificates and quality marks (for selected product configurations)

GS safety certificate,
COBRABID approved compliance with: EN 527-1, EN 527-2, EN 14073-2.

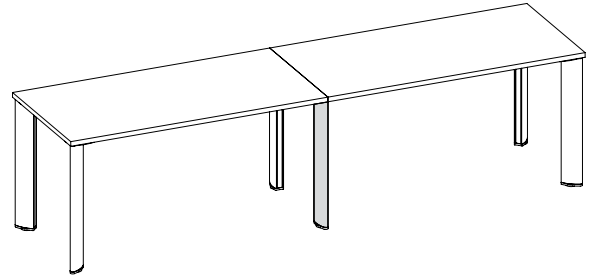
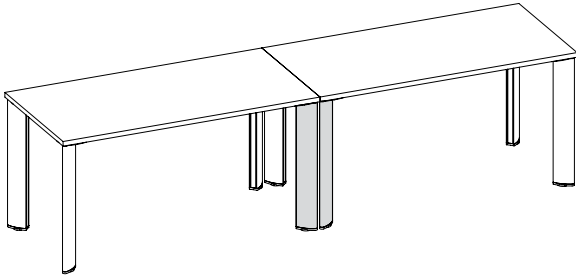
CX 3200

Technical description

CX 3200 system offers almost unlimited possibilities of conference tables arrangements. As a unique feature distinguishing this modular

system is construction without metal frame and tool-free assembly of legs. Thanks to patented fixing solution legs work also as table tops con-

nectors, as a result number of legs necessary for making arrangement could have been reduced to minimum.



1. Conference tables

1.1. Table top

Fixed table tops – made of five-ply blockboard, total thickness 32 mm, with 2 mm edge in glue technology: ABS for laminate, natural for veneer. Table top blockboard consists of a core [A] made of poplar wood strips, thickness 22 mm, density 470 kg/m³, joined together, and covered on both

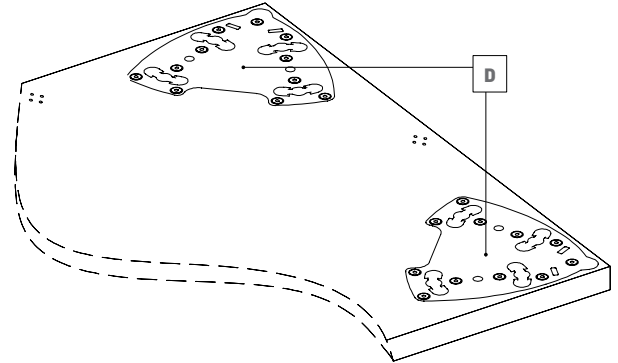
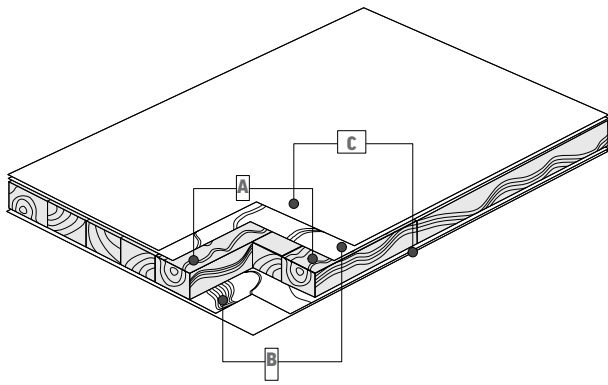
sides with layer of wood, thickness 1 mm [B] and HDF board, thickness 3 mm [C].

Finish versions:

- top part covered with veneer, bottom part covered with anti-resilient laminate in grey colour only,
- top part covered with laminate, bottom part covered with anti-resilient laminate in grey

colour only.

Table tops are equipped with inserted steel plates, thickness 4 mm [D], for legs assembly.



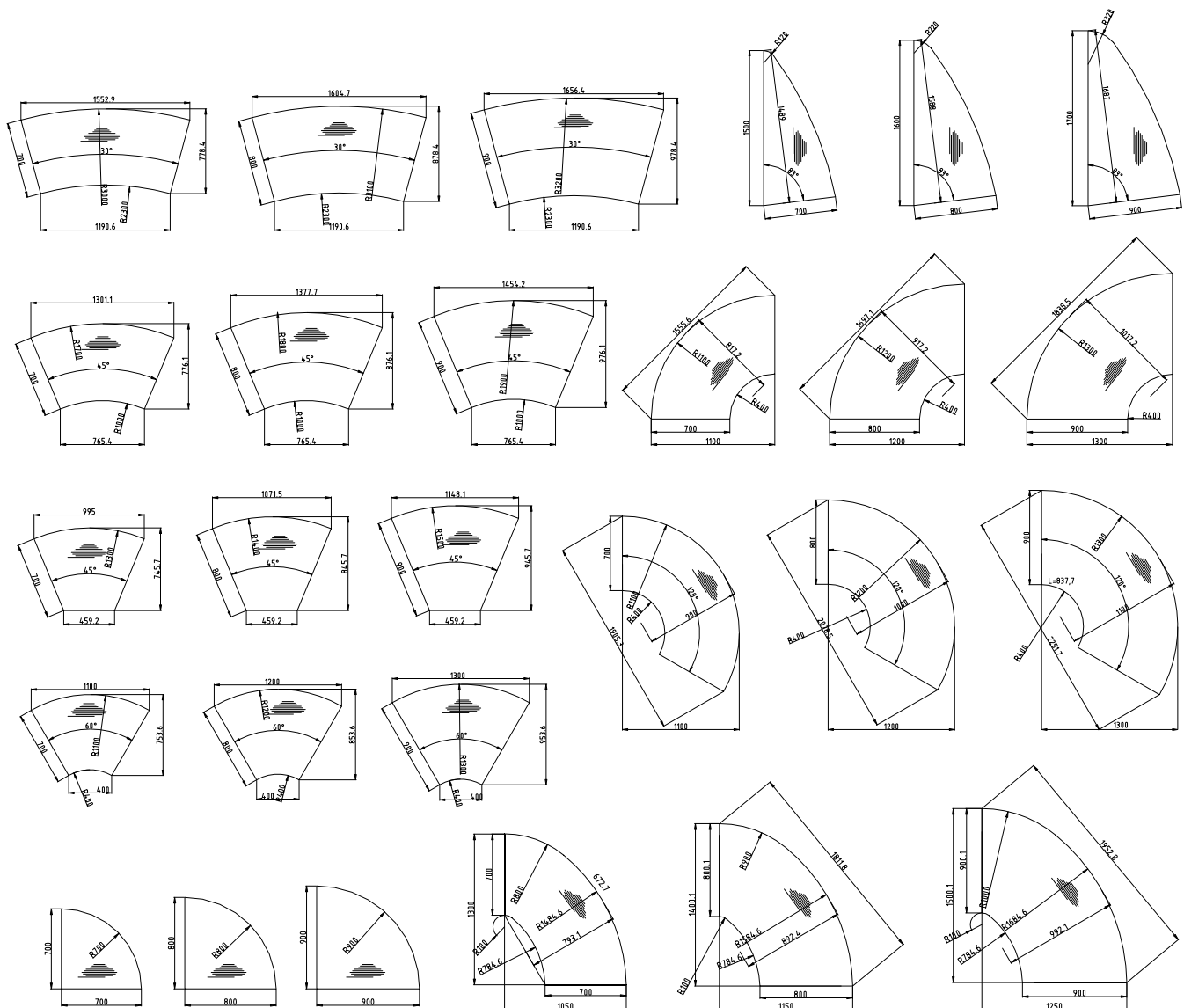
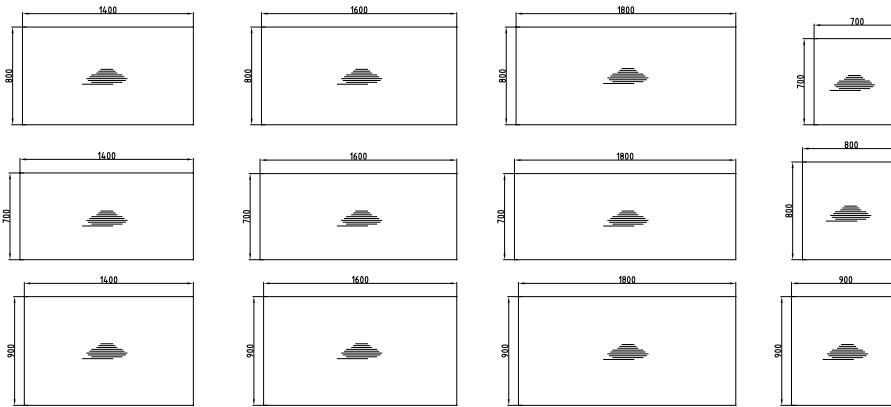
1.2. Table tops product range

CX 3200 system offers wide range of table tops shapes and dimensions.

Note: in arrangements, special attention should be paid to direction of wood grains.

In case of arrangements including table tops with wood decor, consistency and continuity of wood grains may not be kept. Upon request, there is possibility to sustain wood grains for veneered table tops arrangement, in accordance to

provided information in any graphic form (layout, drawing).



Technical description

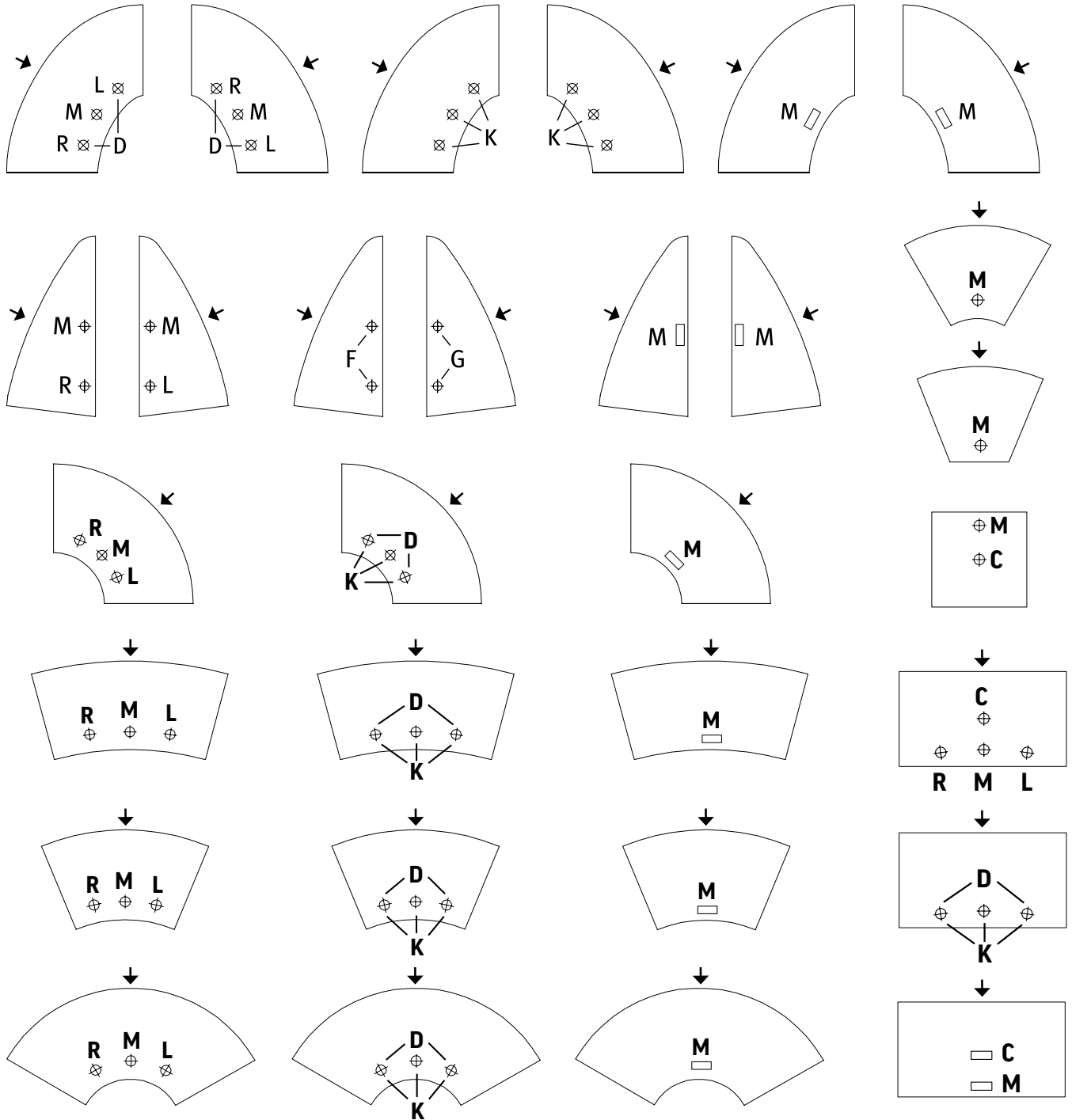
1.3. Cut outs positioning

Cut outs for grommets as well as media ports in various types and configurations - applicable as an option.

Codes presented below (i.e. R, M) correspond to codes used in product configuration code (part number).

All cut outs positions are defined from user's view (marked as an arrow).

CX 3200

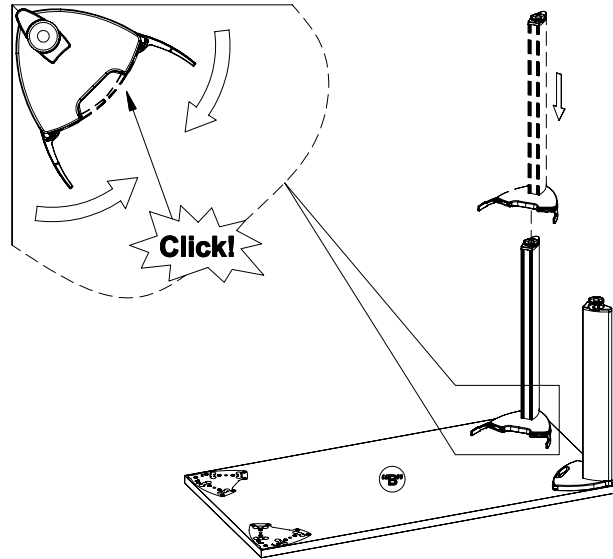


1.4. Base

Single legs - consist of two elements: leg made of cast aluminium, and fixing element with plastic levers made of aluminium profile, thickness 2 mm. Tool-free assembly to steel plates inserted into table top.

Legs are equipped with glides with or without felt.

Finish options: natural anode (AN), black matt anode (CZ), powder-coated in white (BI) colour. Fixed height 740 mm, levelling in range of 10 mm.



1.5. Legs positioning



Arrangement with external legs



Arrangement with recessed legs

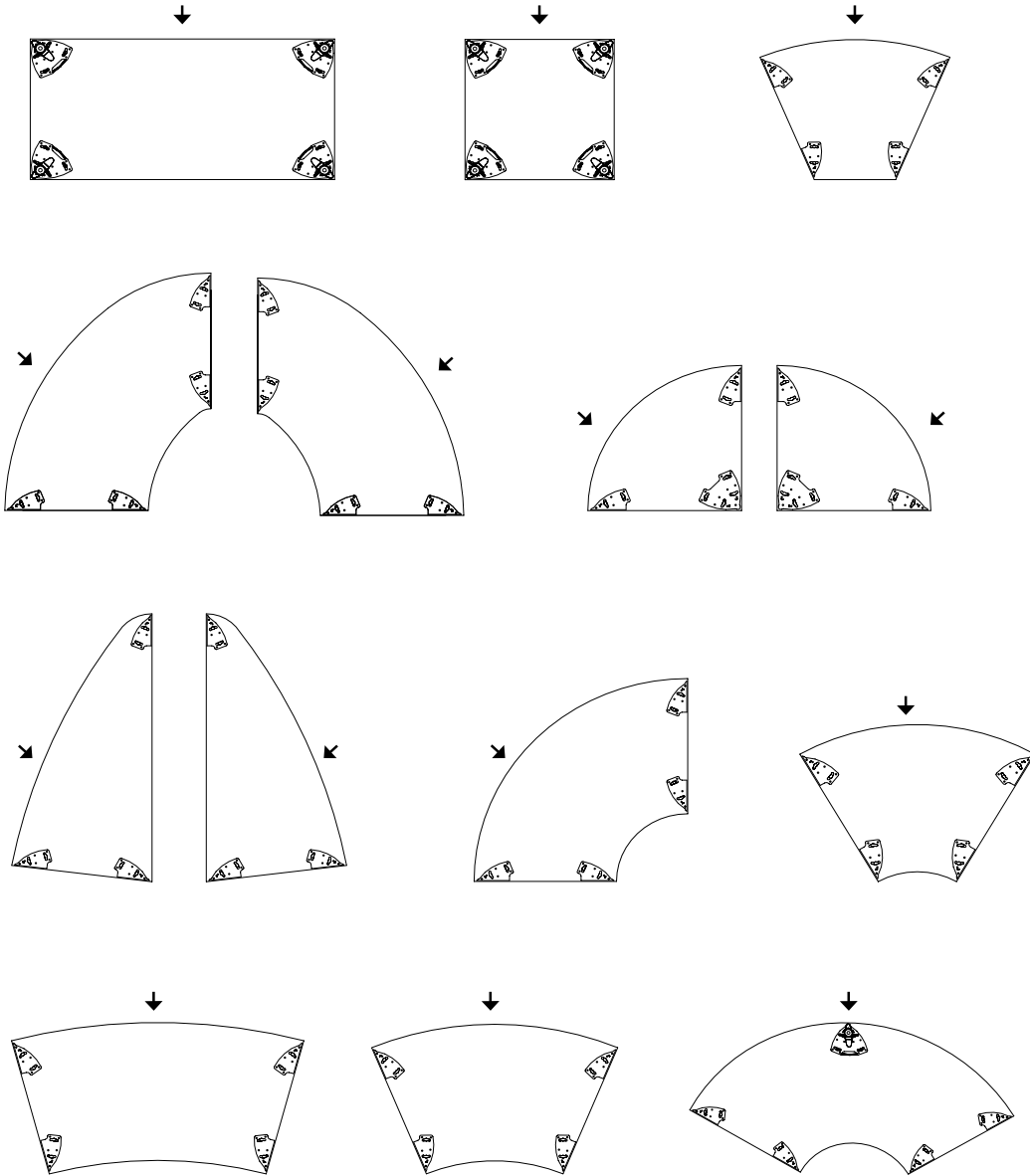
Technical description

External legs

Inserted steel plates for legs assembly are placed 5 mm from table top edge.

It is possible to make arrangements with all table tops available depths.

CX 3200



Recessed legs

Inserted steel plates for legs assembly are placed 5 mm from table top edge on back side, and recessed 255 mm from table top edge on user's side.

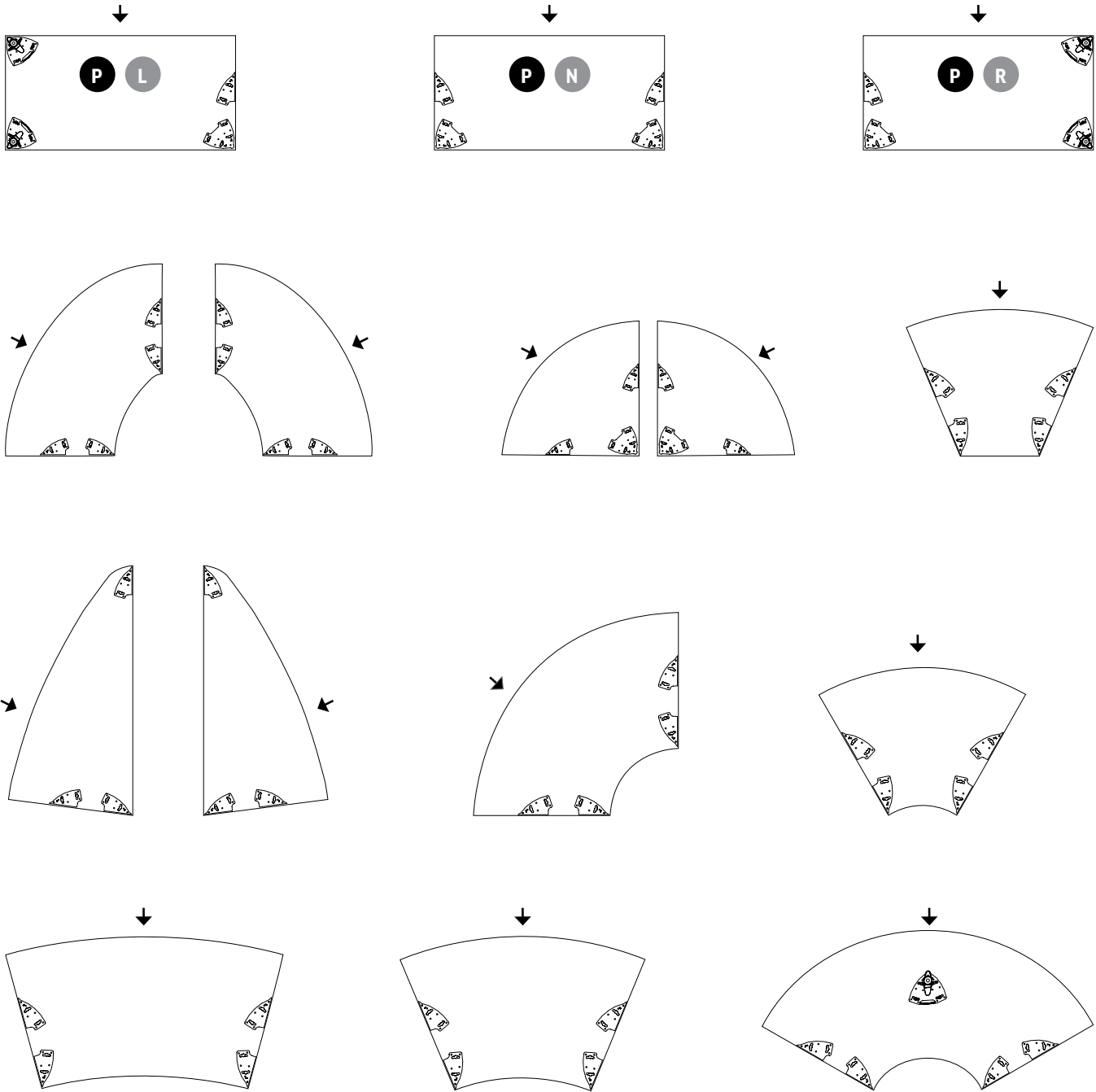
It is possible to make arrangements with available table tops depths, except for depth 700 mm and square table top.

Important rules to be respected while making arrangements including conference tables with recessed legs:

- it is not possible to use rectangular table tops with recessed legs as free-standing tables, only as a part of arrangement,
- it is not possible to combine table tops with external and recessed legs within one arrangement, as they are not compatible,
- it is obligatory that open arrangements, such as

U-shape or V-shape, are always ended with rectangular table top with external legs on one side, and recessed legs on the other side (PL, PR),

- it is not recommended to create arrangements in linear connection out of table tops with recessed legs.



Technical description

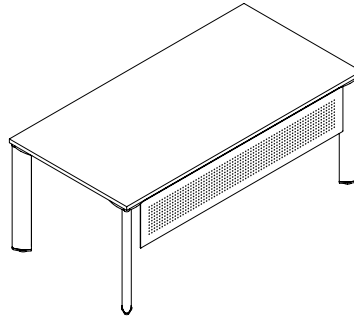
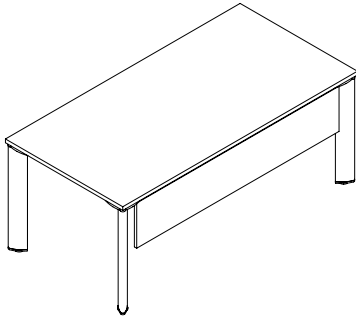
2. Panels

Modesty, front:

- board panel - made of melamine faced chipboard (MFC) or veneer, thickness 18 mm,
- metal panel - made of perforated metal sheet, thickness 1.5 mm, powder-coated in black colour only (RAL 9005). Available in shapes dedicated to rectangular or rounded tables.

Fixing to table top with dedicated brackets in black colour, allowing for easy assembly and disassembly.

Height: 300 mm.



3. Cable management

Horizontal wire trunkings

3 channel unit - made of black plastic, assembly directly to table top.

Modular (set of 4 pcs.) - made of black plastic, assembly directly to table top.

Vertical wire trunking

For leg - made of steel sheet, thickness 0.8 mm, powder-coated in black colour. Tool-free, click assembly to internal leg part.

4. Technical regulations, certificates and quality marks (for selected product configurations)

GS safety certificate.

Convenio

Technical description

1. Conference mobile table

1. Conference mobile table

1.1. Table top

Foldable rectangular table tops – made of melamine faced chipboard (MFC), thickness 25 mm, class E1, with 2 mm edge in glue technology as standard, or laser edge as an option, with rectangular shape. Table tops are available in several dimensions.

Foldable rectangular table tops with rounded corners – both-sides rounded at 100 mm radius, made of melamine faced chipboard (MFC),

thickness 25 mm, class E1, with 2 mm edge in glue technology as standard, or laser edge as an option, and protective rubber rim in black colour. Table tops are available in several dimensions.

1.2. Base

Oval legs – made of steel profile 80 × 30 mm rounded at 15 mm radius.

Beam – made of steel tube Ø40 mm, connected with legs.

Supporting beams – made of steel profile 50 × 30 mm fixed to table top, with black plastic caps. Additional beam with lock and unlock function is connected with supporting beams. Finish options: powder-coated in traffic white (RAL 9016), black (RAL 9005), white aluminium (RAL 9006), slate grey (RAL 7015). Fixed height 730 mm as standard. Four Ø60 mm castors, two equipped with brakes.

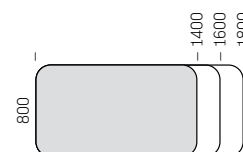
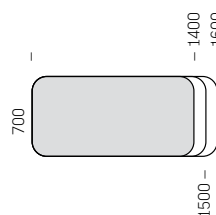
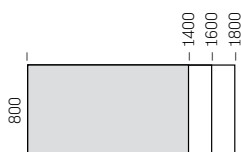
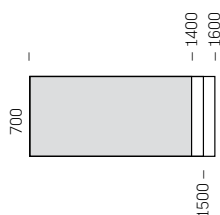
1.3. Product range

Base



Rectangular

Rectangular with rounded corners



2. Plastic connectors

In order to link two table tops it is required to use:

- minimum 1 set (2 pcs) of connectors to link table tops by depth,
- minimum 2 sets (4 pcs) of connectors to link table tops by width.

3. Convenio high meeting table

3.1. Table top

Fixed table tops - made of melamine faced chipboard (MFC), total thickness 38 mm (two boards, thickness 19 mm), class E1, with 2 mm edge in glue technology as standard, with rectangular shape. Table tops are available in several dimensions. Cut outs for grommets, rectangular outlets as well as media ports in various types and configurations - applicable as an option.

3.2. Base

Slab-end legs - made of melamine faced chipboard (MFC), total thickness 38 mm (two boards, thickness 19 mm), class E1, with 2 mm edge in glue technology as standard.

Linking panels - made of melamine faced chipboard (MFC), thickness 19 mm, class E1. Two linking panels are symmetrically fixed in central part under table top, distance between panels 200 mm.

Foot bar - made of stainless steel tube Ø 50 mm, assembled with legs.

Finish options: melamine faced chipboard (MFC) available only in white (BI), platinum (MP), beech (NB) colours.

Fixed height 1100 mm as standard, levelling in range of 15 mm.

3.3. Product range

Base

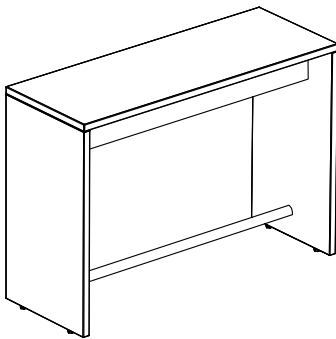
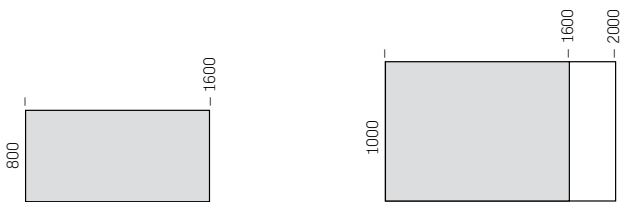


Table tops

Rectangular



Technical description

4. Bench

4.1. Seat

Seat - made of melamine faced chipboard (MFC), thickness 25 mm, class E1, with 3 mm edge in glue technology as standard, with rectangular shape.

4.2. Base

Slab-end legs - made of melamine faced chipboard (MFC), thickness 25 mm, class E1, with 3 mm edge in glue technology as standard.

Linking panel - made of melamine faced chipboard (MFC), thickness 19 mm, class E1.

Foot bar - made of stainless steel tube Ø 50 mm, assembled with legs.

Upholstered seat pad - structure is made of melamine faced chipboard, thickness 12 mm, covered with fire retardant cut foam, thickness 20 mm, density 64 kg/m³. Total thickness 34 mm, assembled on bench with velcro-type fixing.

Finish options: melamine faced chipboard (MFC) available only in white (BI), platinum (MP), beech (NB) colours.

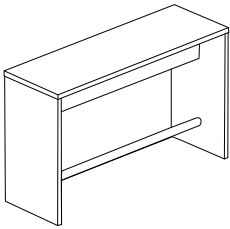
Fixed height:

- 740 mm - version without upholstered seat pad,

- 770 mm - version with upholstered seat pad.

Levelling in range of 10 mm.

4.3. Product range



5. Cable management for high meeting tables

Horizontal wire trunking - made of steel sheet, thickness 1.5 mm, with cut outs that allow to integrate it with vertical wire trunking. Fixing directly to table top.

Finish options: powder-coated in white (RAL 9010), graphite black (RAL 9011), white aluminium (RAL 9006).

Vertical wire trunking - modular - made of plastic in aluminium, white and black colour. Fixing to horizontal wire trunking or directly to table top.

6. Technical regulations, certificates and quality marks (for selected product configurations)

GS safety certificate,
Blue Angel.

Flib

Technical description

1. Conference tables

1.1. Table top

Foldable table tops - made of melamine faced chipboard (MFC), thickness 25 mm, class E1, with 2 mm edge in glue technology as standard, with the following shape options: rectangular, elliptic, half-elliptic, and half-oval.

1.2. Base

Mobile

Legs - made of steel tube Ø 32 mm equipped with handle bars with lock and unlock folding function of table top. Four Ø 65 mm castors, two equipped with brakes.

Beam - made of steel half-oval tube 50 × 25 mm, connected with legs.
 Finish options: powder-coated in alu, white, black or chromium plated.
 Fixed height 750 mm as standard.

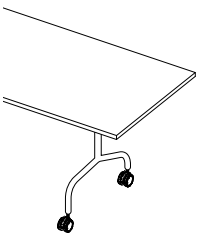
Fixed

Legs - made of steel tube Ø 32 mm equipped with handle bars with lock and unlock folding function of table top. Four black plastic glides.
 Beam - made of steel half-oval tube 50 × 25 mm, connected with legs.
 Finish options: powder-coated in alu, white, black or chromium plated.

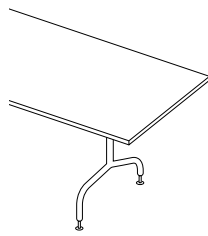
Fixed height 743 mm as standard.
 To connect conference tables in order to make an arrangement, dedicated plastic connectors are required - to be ordered separately.
 All tables are unassembled as standard.

1.3. Product range

Bases

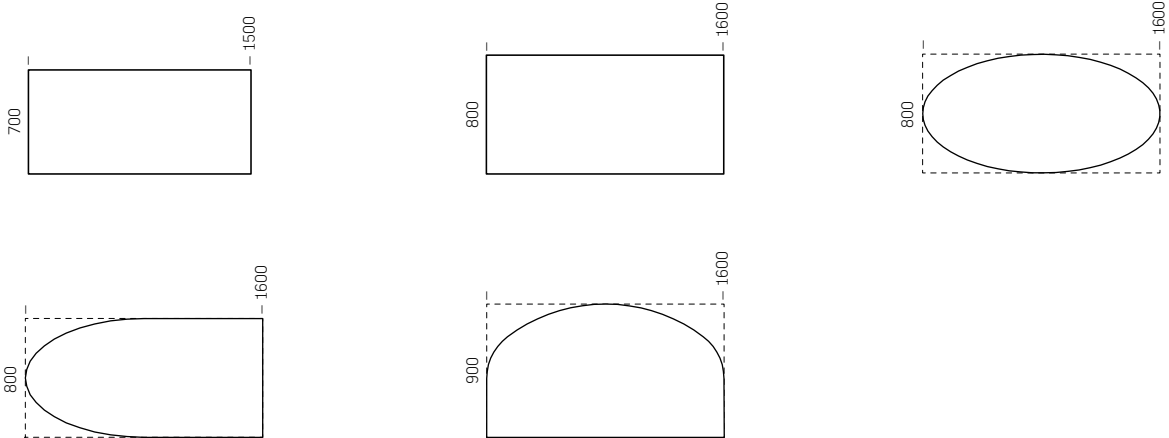


Mobile (M)



Fixed (F)

Table tops



1.4. Sample order

Product code				Finish code	
Product line	Version	Table top shape and dimensions		Table top colour	Base colour
WSF	M	0	2	BI	CR

The following part of code **WSFM02-BICR** identifies product as:
 Flib (**WSF**) mobile conference table (**M**), rectangular table top dimensions 1600 × 800 mm (**02**)

The following part of code **WSFM02-BICR** identifies product as:
 Table top made of melamine faced chipboard (MFC) in white colour (**BI**), chromium plated base (**CR**)

ADJUSTMENT RANGE		
	MOBILE BASE	FIXED BASE
Fixed height	750 mm	743 mm

2. Linking units

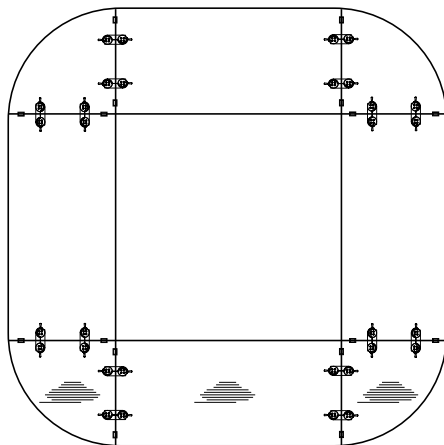
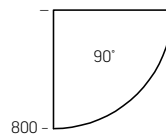
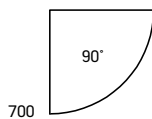
2.1. Table top

Fixed table tops - made of melamine faced chipboard (MFC), thickness 25 mm, class E1, with 2 mm edge in glue technology as standard, left and right version with the following shape - 90° (¼ circle).

Linking units are equipped with four steel chromium plated connectors as standard. To connect linking units with conference tables, dedicated plastic connectors are required - to be ordered separately.

2.3. Product range

Table tops



Left linking unit

Right linking unit

Note: in arrangements including linking units, special attention should be paid to direction of wood grains.

3. Plastic connectors

In order to link two table tops it is required to use:

- minimum 2 pieces of complete connectors (4 separate elements) in case of linking by table top depth,
- minimum 4 pieces of complete connectors (8 separate elements) in case of linking by table top width.

Connectors are used for linking table tops as well as linking units with table tops.

4. Table top finishes combinations

		TABLE TOP FINISH - MELAMINE FACED CHIPBOARD (MFC)									
		BI (G)	MB (4)	MP (P)	BZ (I)	CC (K)	MS (E)	NM (5)	NR (6)	NS (7)	
EDGE FINISH	GLUE TECHNOLOGY	BI (G)	BI	4G	PG	IG	KG	EG	5G	6G	7G
		MB (4)	G4	MB	P4	I4	K4	E4	54	64	74
		MP (P)	GP	4P	MP	IP	KP	EP	5P	6P	7P
		BZ (I)	GI	4I	PI	BZ	KI	EI	5I	6I	7I
		CC (K)	GK	4K	PK	IK	CC	EK	5K	6K	7K
		MS (E)	GE	4E	PE	IE	KE	MS	5E	6E	7E
		NM (5)	G5	45	P5	I5	K5	E5	NM	65	75
		NR (6)	G6	46	P6	I6	K6	E6	56	NR	76
		NS (7)	G7	47	P7	I7	K7	E7	57	67	NS
		NU (8)	G8	48	P8	I8	K8	E8	58	68	78
		NA (X)	GX	4X	PX	IX	KX	EX	5X	6X	7X
		NB (U)	GU	4U	PU	IU	KU	EU	5U	6U	7U
		NC (9)	G9	49	P9	I9	K9	E9	59	69	79
		NH (3)	G3	43	P3	I3	K3	E3	53	63	73
		NJ (2)	G2	42	P2	I2	K2	E2	52	62	72
		NL (0)	G0	40	P0	I0	K0	E0	50	60	70
		NT (R)	GR	4R	PR	IR	KR	ER	5R	6R	7R
		NV (W)	GW	4W	PW	IW	KW	EW	5W	6W	7W
NP (J)	GJ	4J	PJ	IJ	KJ	EJ	5J	6J	7J		
NZ(L)	GL	4L	PL	IL	KL	EL	5L	6L	7L		

The following code **GL** identifies table top colour as: melamine faced chipboard MFC in White colour BI (G) with edge in Natural Hickory NZ (L)

TABLE TOP FINISH - MELAMINE FACED CHIPBOARD (MFC)										
NU (8)	NA (X)	NB (U)	NC (9)	NH (3)	NJ (2)	NL (0)	NT (R)	NV (W)	NP (J)	NZ (L)
8G	XG	UG	9G	3G	2G	0G	RG	WG	JG	LG
84	X4	U4	94	34	24	04	R4	W4	J4	L4
8P	XP	UP	9P	3P	2P	0P	RP	WP	JP	LP
8I	XI	UI	9I	3I	2I	0I	RI	WI	JI	LI
8K	XK	UK	9K	3K	2K	0K	RK	WK	JK	LK
8E	XE	UE	9E	3E	2E	0E	RE	WE	JE	LE
85										
86										
87										
NU										
8X	NA									
8U		NB								
89			NC							
83				NH						
82					NJ					
80						NL				
8R							NT			
8W								NV		
8J									NP	
8L										NZ

5. Technical regulations, certificates and quality marks (for selected product configurations)

Remodex.

eRange

Technical description

1. Desks with slab-end legs

1.1. Table top

Fixed table tops – total thickness 85 mm, consist of two parts:

- carcass – made of lacquered medium density fibreboard, thickness 19 mm and 35 mm, carcass depth 72 mm,
- top part – made of chipboard, thickness 12 mm, covered with veneer with 1 mm natural edge.

Both parts are linked with press-fit dowel connectors ensuring quick disassembly and re-assembly. Table tops available in following shape options: rectangular, back-rounded, both-sides rounded, with edges rounded at 50 mm radius. Cut outs for metal cable outlets as well as media ports in various types and configurations applicable as an option.

Inserted pads for table tops – applicable as an option:

- leather pad – dimensions 996 × 496 mm with edges rounded at 46 mm radius, covered with black SD leather.

- glass pad – made of hardened lacquered glass, thickness 4 mm, with edges rounded at 15 mm radius. Pad width depends on table top width, depth 280 mm. Applicable to rectangular table tops only.
- leather and glass pads – simultaneous use of both pads, applicable to rectangular table tops only.

Drawer for table tops – made of lacquered medium density fibreboard, internal part upholstered with black SD leather, applicable as an option. Integrated with table top carcass, consisting of two internal drawers 350 × 250 × 40 mm connected with one front, width 915 mm, equipped with push-to-open system. Applicable to rectangular and back-rounded table tops.

Frame – made of steel profiles 50 × 25 mm and 50 × 50 mm (crossbeams), placed inside table top carcass.

1.2. Base

Slab-end legs – total thickness 85 mm, consist of two parts:

- carcass – made of lacquered medium density fibreboard, thickness 19 mm and 35 mm, carcass depth 72 mm,
- top part – made of chipboard, thickness 12 mm, covered with veneer with 1 mm natural edge.

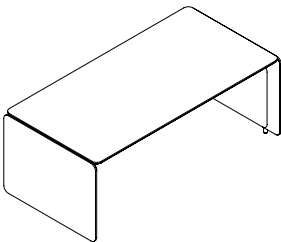
Both parts are linked with press-fit dowel connectors ensuring quick disassembly and re-assembly. Legs edges rounded at 50 mm radius.

Frame – made of steel profiles 50 × 25 mm, 50 × 50 mm and steel tube Ø 30 mm, placed inside leg carcass.

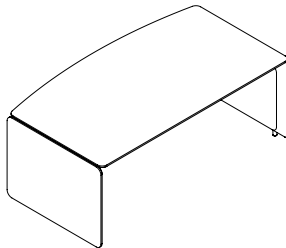
Fixed height 750 mm as standard, levelling in range of 10 mm.

Desk assembly is by connecting table top and legs frames. Desk construction allows for cable management inside table top and legs carcasses. Bottom part of legs is ended with cut outs providing access to power supply.

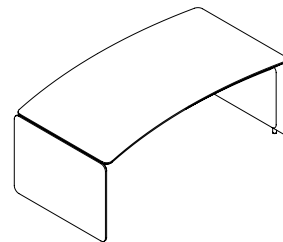
1.3. Product range



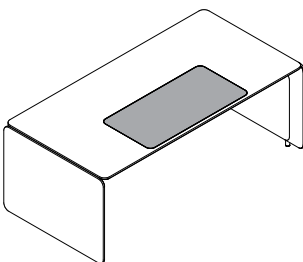
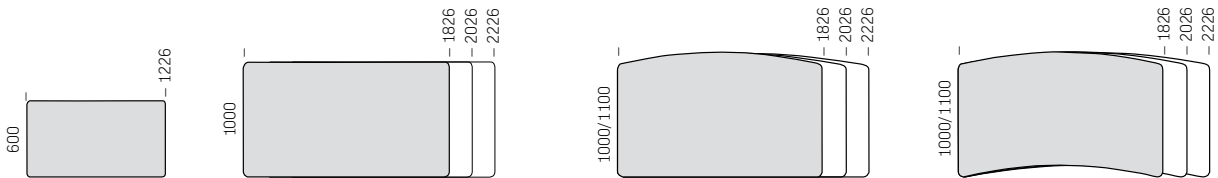
Rectangular desk



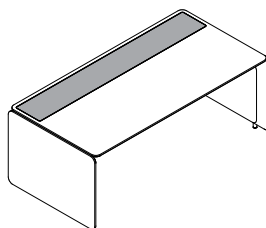
Back-rounded desk



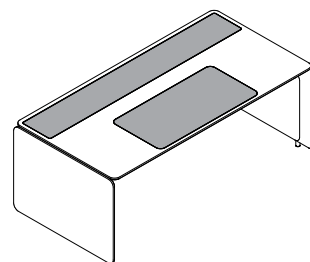
Both-sides rounded desk



Inserted leather pad



Inserted glass pad



Inserted leather and glass pads

1.4. Sample order

Product code										Finish code					
Product line	Table top shape	Inserted pads	Dimensions		Cut out type	Cut out position	Base type	Drawer			Top part of table top and legs	Carcass of table top and legs	Leather inserted pad	Glass inserted pad	0
WNR	R	X	2	7	P	L	4	C	N		DM	FI	S1	S1	00

The following part of code **WNRX27PL4CN-DMFIS1S100** identifies product as:
eRange (**WNR**) rectangular desk (**R**), table top with inserted leather and glass pads (**X**), dimensions 1826 × 1000 mm (**27**), left cut out for rectangular metal cable outlet with brush 160 × 80 mm – included (**PL**), slab-end legs (**4**), table top with integrated drawer (**C**)

The following part of code **WNRX27PL4CN-DMFIS1S100** identifies product finishes as:
Top part of table top and legs veneered in natural oak colour (**DM**), carcass of table top and legs in white laquered MDF (**FI**), inserted pad in black SD leather (**S1**), inserted lacquered glass pad in white colour (**S1**)

2. Desks with electric height adjustment

2.1. Table top

Fixed table tops – total thickness 41 mm, consist of two parts:

- carcass – made of lacquered medium density fibreboard, thickness 19 mm and 35 mm, carcass depth 28 mm,
- top part – made of chipboard, thickness 12 mm, covered with veneer with 1 mm natural edge.

Both parts are linked with press-fit dowel connectors ensuring quick disassembly and re-assembly. Table tops available in rectangular shape with edges rounded at 50 mm radius. Cut outs for grommets as well as media ports in various types and configurations applicable as an option.

Inserted pads for table tops – applicable as an option:

- leather pad – dimensions 996 × 496 mm with edges rounded at 46 mm radius, covered with black SD leather.

2.2. Base

T-legs with electric height adjustment – three-segment columns made of steel tubes – Ø 70 mm, Ø 63 mm, Ø 56 mm, from bottom to top respectively, with feet equipped with leveling glides.

Each column is equipped with a drive placed inside, for telescoping function, connected with control box with following plug standards: European (EU), British (GB) and Swiss (CH).

Control panel for height adjustment with display and memory function, as standard.

Anti-Collision function – columns automatically detects obstacles, which helps to avoid collision, as standard.

Foot – with rounded ends, equipped with plastic glides, levelling in range of 10 mm.



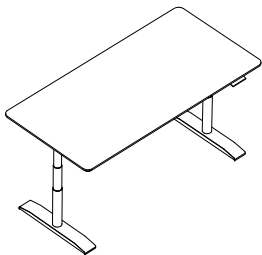
Frame – consists of metal beam made of steel profile 100 × 40 mm, and two supporting beams made of steel profile 30 × 40 mm. Frame pre-assembled to table top carcass.

Finish options: powder-coated in black or white colour.

Desk includes horizontal, foldable wire trunking as standard, with dedicated width, powder-coated in black or white colour.

Note: when selecting particular base colour (i.e. black), the same colour applies to following elements: table top carcass, horizontal wire trunking and metal grommet.

2.3. Product range



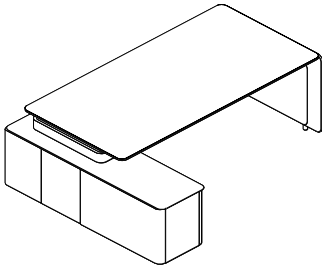
Technical description

3. Desks with slab-end leg for integration with sideboard

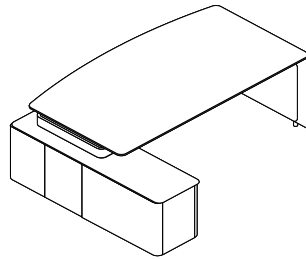
3.1. Table top and leg – structure is the same as in free-standing desks with slab-end legs. Contrary to free-standing desk it consists of one slab-end leg and dedicated connector for sideboard integration. Connector is made of metal

structure, placed inside casing made of lacquered medium density fibreboard, thickness 19 mm. Casing dimensions 700 × 170 mm, height 88 mm with rounded corners at 50 mm radius.

3.2. Product range



Desk with rectangular table top
For integration with sideboard (left version)



Desk with back-rounded table top
For integration with sideboard (left version)

4. Sideboards for integration with desk

4.1. Sideboard versions:

- 4 hinged doors,
- 3 hinged doors, pencil tray (upholstered in black SD leather) and 3 drawers,
- 5 hinged doors,
- 4 hinged doors, pencil tray (upholstered in black SD leather) and 3 drawers.

All sideboard versions are double-sided with rounded corners at 50 mm radius.

Sideboard base, angled at 45° – made of lacquered medium density fibreboard, thickness 19 mm, with metal beams inside. Base height 38 mm, equipped with levelling glides.

Finish options:

Veneer

- front, sides, back, dividing wall and shelves – made of chipboard, thickness 18 mm, covered with veneer with natural edge,
- bottom part, upper part and top – made of chipboard, thickness 12 mm, covered with veneer with natural edge,
- internal part of drawers (if applicable) – made of melamine faced chipboard (MFC), thickness 12 mm in slate colour (MS) only.

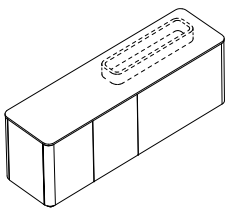
Veneer/melamine faced chipboard (MFC)

- top – made of chipboard, thickness 12 mm, covered with veneer with natural edge,

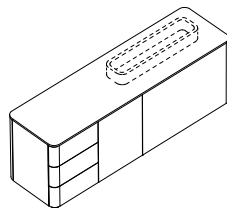
- front, sides, back, dividing wall – made of chipboard, thickness 18 mm, covered with veneer with natural edge,
- bottom part, upper part, internal part of drawers (if applicable) – made of melamine faced chipboard (MFC), thickness 12 mm in slate colour (MS) only,
- shelves – made of melamine faced chipboard (MFC), thickness 18 mm in slate colour (MS) only.

All sideboards are fully assembled as standard.

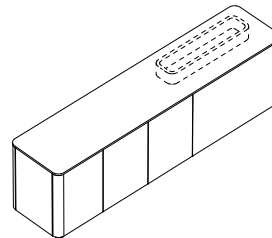
4.2. Product range



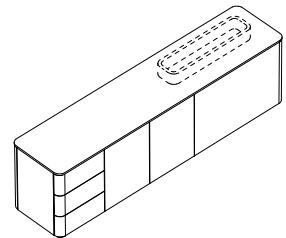
Sideboard for integration with desk
4 hinged doors



Sideboard for integration with desk
3 hinged doors, pencil tray and 3 drawers



Sideboard for integration with desk
5 hinged doors



Sideboard for integration with desk
4 hinged doors, pencil tray and 3 drawers

5. Conference tables

5.1. Table top

Fixed table tops – total thickness 85 mm, consist of two parts:

- carcass – made of lacquered medium density fibreboard, thickness 19 mm and 35 mm, carcass depth 72 mm,
- top part – made of chipboard, thickness 12 mm, covered with veneer with 1 mm natural edge.

Both parts are linked with press-fit dowel connectors ensuring quick disassembly and re-assembly. Table tops available in rectangular shape with edges rounded at 50 mm radius, except for internal modules without rounded edges. Cut outs

for media ports in various types and configurations applicable as an option.

Frame – made of steel profiles 50 × 25 mm and 40 × 25 mm (crossbeams), placed inside table top carcass.

5.2. Base

Column leg – made of metal structure, placed inside casing made of lacquered medium density fibreboard, thickness 19 mm. Casing dimensions 600 × 150 mm (for free-standing table) and 800 × 150 mm (for modular tables), height 655 mm with rounded corners at 50 mm radius.

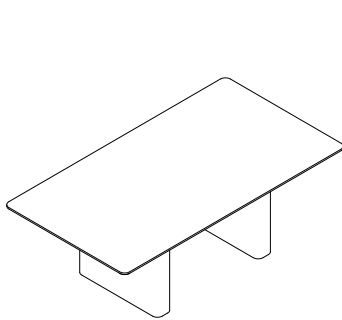
Fixed height 750 mm as standard, levelling in range of 10 mm.

Conference table assembly is by connecting table top frame with leg metal structure. Table construction allows for cable management inside table tops and legs casings.

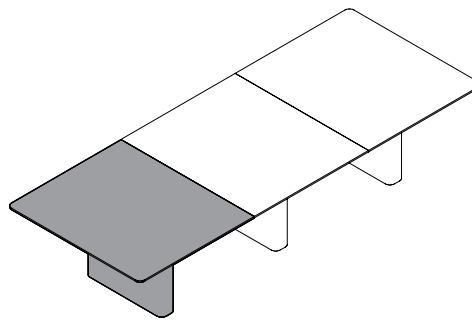
Conference tables versions:

- free-standing,
- modular (internal and external modules).

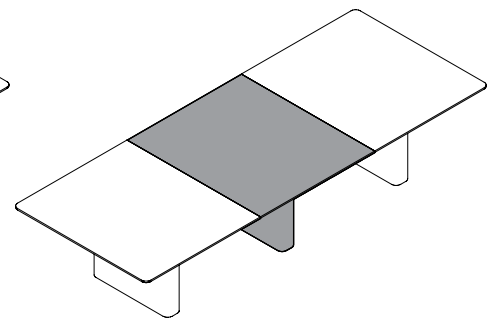
5.3. Product range



Free-standing table
2200 × 1200 mm



Modular table – external unit
1200 × 1400 mm



Modular table – internal unit
1200 × 1400 mm

	HEIGHT ADJUSTMENT		
	DESKS		CONFERENCE TABLES
	SLAB-END LEGS	T-LEGS	COLUMN LEGS
Fixed height	750 mm	–	750 mm
Electric height adjustment	–	680–1290 mm	–

Technical parameters (applicable to base with electric height adjustment):

- Anti-Collision technology,
- protection against overheating,
- smooth start&stop,
- smooth up&down movement,
- speed 50 mm/s,
- noise < 50 dB,
- power consumption in standby mode < 0.6 W,
- load capacity 40 kg per tabletop/two columns,
- direct current drive power supply.

Technical description

6. Panels

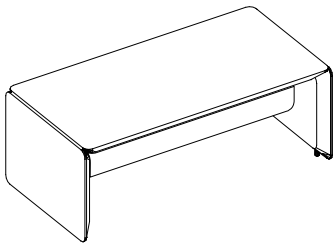
6.1. Desk panels

Modesty front, for slab-end legs – made of chipboard, thickness 18 mm, covered with veneer with natural edge, with edges rounded at 50 mm radius. Metal brackets powder-coated in alu colour. Applicable to free-standing desks

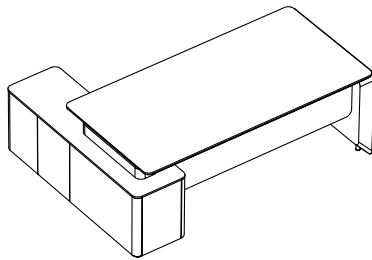
and desks for integration with sideboard, with dedicated dimensions for both versions.

Modesty front, for T-legs – made of chipboard, thickness 18 mm, covered with veneer with natural edge, with edges rounded at 50 mm radius. Metal brackets powder-coated in black or white colour.

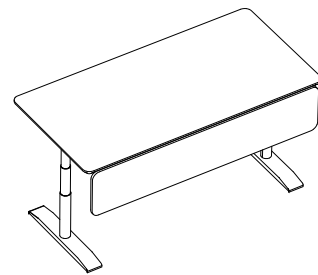
6.2. Product range



Modesty front for slab-end legs
For table top width 1800, 2000, 2200 mm



Modesty front for slab-end legs with sideboard
For table top width 2000, 2200 mm



Modesty front for T-legs
For table top width 1800, 2000 mm

7. Pedestals

7.1. Mobile

3 drawers and pencil tray inside (upholstered in black SD leather).

Pedestal has rounded corners at 50 mm radius, it is equipped with push-to-open system, locks available as an option.

Pedestal base, angled at 45° – made of lacquered medium density fibreboard, thickness 19 mm. Base height 38 mm, with four Ø50 mm castors, two equipped with brakes.

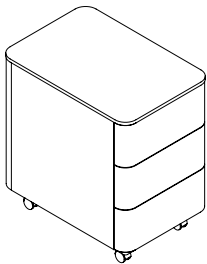
Finish options:

- top – made of chipboard, thickness 12 mm, covered with veneer with natural edge,
- front, sides and back – made of chipboard,

- thickness 18 mm, covered with veneer with natural edge,
- bottom part, upper part, internal part of drawers – made of melamine faced chipboard (MFC), thickness 12 mm in slate colour (MS) only.

Pedestal are fully assembled as standard.

7.2. Product range



Mobile
3 drawers and pencil tray inside

8. Cabinets

8.1. Cabinets versions

Free-standing:

- hinged door

Modular:

- hinged door (external and internal modules),
- glass door (internal module),
- open cabinet (internal module).

Hinged door - free-standing and external modules have door corners both-sides or one-side rounded at 50 mm radius, depending on selected version. In internal modules door corners are not rounded. Cabinets are equipped with push-to-open system, locks available as an option.

Glass door - available as internal modules only, door corners are not rounded. Doors made of lacquered hardened glass, thickness 6 mm, equipped with push-to-open system, without locks.

Open cabinet - available as internal modules only.

Cabinets are not equipped with top as standard, tops for free-standing cabinets as well as modular cabinets arrangements to be ordered separately. Arrangement of cabinets must be of the same height and external hinged door cabinets are to be put as last in configuration.

Cabinet base, angled at 45° - made of lacquered medium density fibreboard, thickness 19 mm. Base height 38 mm, equipped with levelling glides.

Finish options:

Veneer

- front (if applicable), sides, and shelves - made of chipboard, thickness 18 mm, covered with veneer with natural edge,

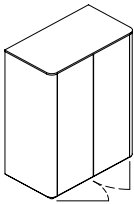
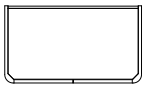
- bottom part, upper part and back - made of chipboard, thickness 12 mm, covered with veneer with natural edge.

Veneer/melamine faced chipboard (MFC)

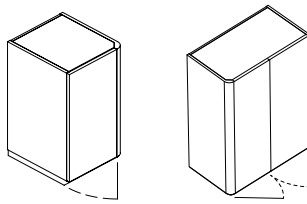
- front (if applicable) and sides - made of chipboard, thickness 18 mm, covered with veneer with natural edge,
- back, bottom part and upper part - made of melamine faced chipboard (MFC), thickness 12mm in slate colour (MS) only,
- shelves - made of melamine faced chipboard (MFC), thickness 18 mm in slate colour (MS) only.

All cabinets are fully assembled as standard, except for cabinet top.

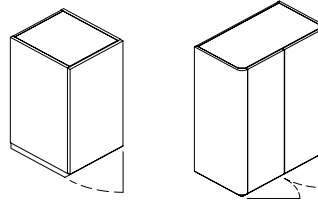
8.2. Product range



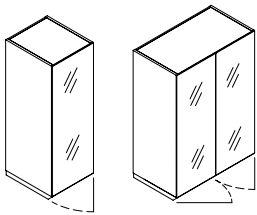
Free-standing
Hinged door 800 mm



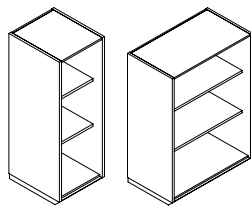
External modules
Hinged door 400, 800 mm



Internal modules
Hinged door 400, 800 mm



Internal modules
Glass door 400, 800 mm

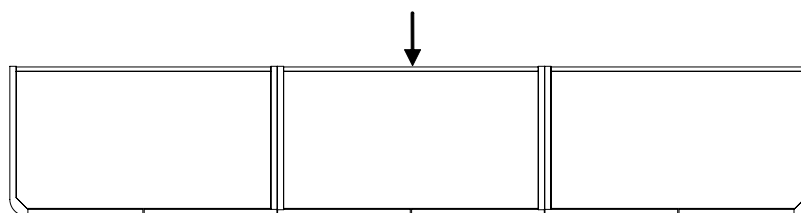


Internal modules
Open cabinet 400, 800 mm

Example of cabinets arrangement

Internal module

- Hinged door cabinet (400 or 800 mm)
- Glass door cabinet (400 or 800 mm)
- Open cabinet (400 or 800 mm)



External modules

- Hinged door cabinets (400 or 800 mm)

Maximum width of cabinets arrangement linked with one cabinet top is 2400 mm

8.3. Sample order

Product code										Finish code					
Product line	Model		Dimensions			Version			Assembly		Back	Base	Side	Front	Upper, bottom part and shelves
WNR	S	G	0	4	3	S	L	N	Z		DM	FS	DM	SS	DM

The following part of code **WNRSG043SLNZ-DMFSDMSSDM** identifies product as: eRange (**WNR**) cabinet with glass door (**SG**), width 400mm (**04**), height 3 OH (**3**), left internal module (**SL**), fully assembled (**Z**)

The following part of code **WNRSG043SLNZ-DMFSDMSSDM** identifies product finishes as: Back veneered in natural oak colour (**DM**), cabinet base in grey laquered MDF (**FS**), sides veneered in natural oak colour (**DM**), lacquered glass door in grey colour (**SS**), upper part, bottom part and shelves veneered in natural oak colour (**DM**)

9. Mobile sideboards

9.1. Sideboard versions:

- 2 hinged doors,
- 2 hinged doors and 2 drawers (1 with filing frame),
- 2 hinged doors and 3 drawers.

All sideboard versions have rounded corners at 50 mm radius, they are equipped with push-to-open system, locks available as an option. Rectangular metal cable outlet with brush 160 x 80 mm available as an option.

Sideboard base, angled at 45° - made of lacquered medium density fibreboard, thickness 19 mm.

Base height 38 mm, with four Ø 50 mm castors (for width 800 mm) or five castors (for width 1200 mm), two equipped with brakes.

Finish options:

Veneer

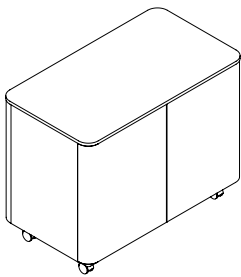
- front, sides, back, dividing wall and shelves - made of chipboard, thickness 18 mm, covered with veneer with natural edge,
- bottom part, upper part and top - made of chipboard, thickness 12 mm, covered with veneer with natural edge,
- internal part of drawers (if applicable) - made of melamine faced chipboard (MFC), thickness 12 mm in slate colour (MS) only.

Veneer/melamine faced chipboard (MFC)

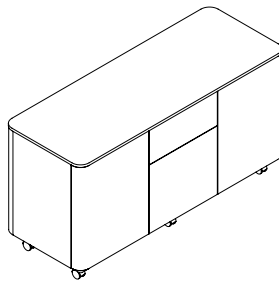
- top - made of chipboard, thickness 12 mm, covered with veneer with natural edge,
- front, sides, back, dividing wall - made of chipboard, thickness 18 mm, covered with veneer with natural edge,
- bottom part, upper part, internal part of drawers (if applicable) - made of melamine faced chipboard (MFC), thickness 12 mm in slate colour (MS) only,
- shelves - made of melamine faced chipboard (MFC), thickness 18 mm in slate colour (MS) only.

All sideboards are fully assembled as standard.

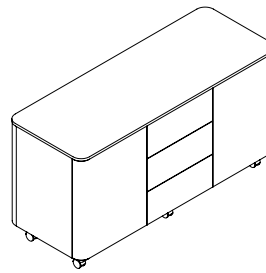
9.2. Product range



2 hinged doors
800 mm



2 hinged doors and 2 drawers (1 with filing frame)
1200 mm



2 hinged doors and 3 drawers
1200 mm

Sand

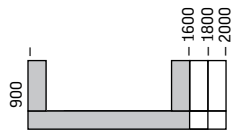
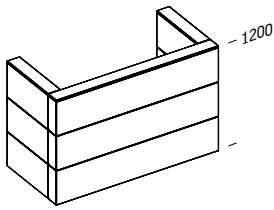
Technical description

1. Reception walls

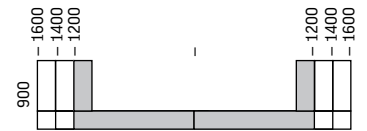
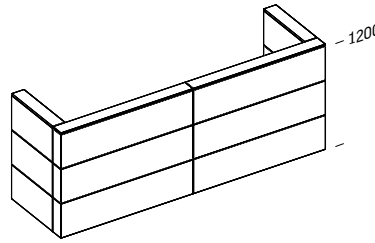
Reception wall consists of single units (empty inside), total thickness 150 mm. Each of them is made of melamine faced chipboard (MFC), thickness 18 mm, covered with fire retardant foam, thickness 6 mm, density 35 kg/m³, upholstered. Wall top is made of melamine faced chipboard (MFC), thickness 18 mm. Levelling in range of 20 mm.

Note: to complete an arrangement, dedicated sizes of desks belonging to each furniture line, should be ordered separately - details in price list.

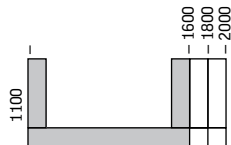
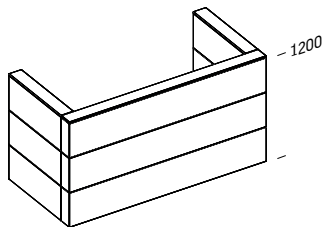
2. Product range




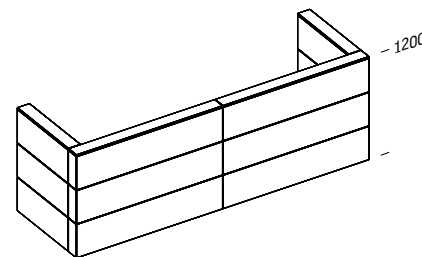
Sand reception R01-1



Sand reception R02-1



Sand reception R01-2



Sand reception R02-2

Check-in

Technical description

1. Reception panels

Front panel – made of melamine faced chipboard (MFC), class E1, thickness 25 mm with 2 mm edge in glue technology.

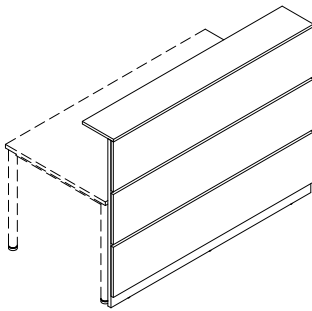
Panel shelf, depth 250 mm, made of melamine faced chipboard (MFC), class E1, thickness 18 mm with 2 mm edge in glue technology. Panel can be equipped with upholstered, pinnable pad on the user's side as an option. Pad is made of 8 mm soft fibreboard covered with upholstery. Each panel is pre-drilled for fixing external upholstered pads (to be ordered separately).

Side panel – made of melamine faced chipboard (MFC), class E1, thickness 25 mm with 2 mm edge in glue technology. Each panel is pre-drilled for fixing external upholstered pads (to be ordered separately).

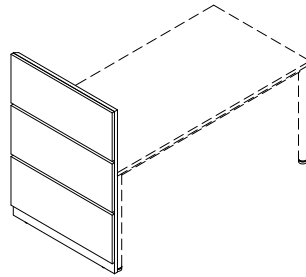
External upholstered pads (set of 3 pieces) – made of chipboard, thickness 18 mm, covered with upholstery, not pinnable. Assembly to panel with quick release fixing, allowing for multiple pads replacement. Gaps between pads with visible panel board – 18 mm.

Front and side panels are assembled directly to desk table top (Easy Space) or to desk frame (SQart), with dedicated metal brackets. Levelling in range of 10 mm.

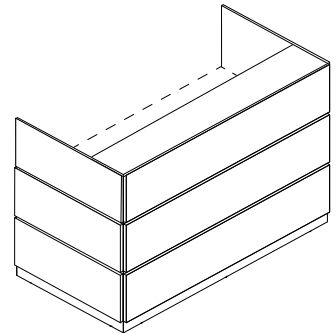
2. Product range



Reception front panel with shelf and upholstered pads



Reception side panel with upholstered pads



3. Sample order

Product code										Finish code					
Product line	Model	Version	Dimensions		Integration	Upholstery				Panel board	Shelf	Upholstery on user's side			
WNL	F	L	1	0	I	N	T	N	N		BI	MS	T8	00	00

The following part of code **WNLFL10INTNN-BIMST80000** identifies product as:

Check-in reception panel with shelf (**WNL**) front (**F**), for integration with left side panel (**L**), width 1000 mm (**10**), for integration with Easy Space desk (**I**), with upholstered pad on user's side (**T**)

The following part of code **WNLFL10INTNN-BIMST80000** identifies product finishes as:

Panel board made of melamine faced chipboard (MFC) in white colour (**BI**), panel shelf made of melamine faced chipboard (MFC) in slate colour (**MS**), upholstered pad on user's side in Lucia YB046 fabric (**T8**)

Velum

Technical description

1. Reception counters

All elements of reception counters are made of melamine faced chipboard, class E1, thickness 25 mm with 2 mm edge in glue technology.

Exceptions:

- melamine faced chipboard, thickness 12 mm for front panels (applicable to rectangular modules),

- both sides lacquered HDF board – light and dark grey colours, thickness 2.5 mm for front panels (applicable to external and internal corner modules),
- both sides laminated HDF board, thickness 4 mm for front panels (applicable to external and internal corner modules).

Levelling in range of 10 mm.

Particular elements of reception counters can be upholstered, as an option.

Internal upholstered elements are pinnable, contrary to external, not pinnable elements.

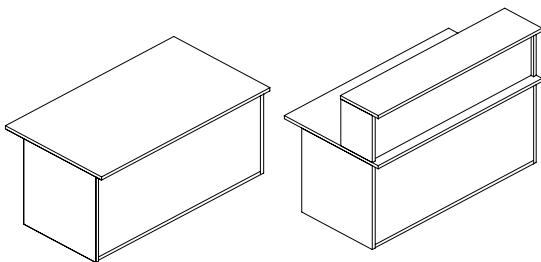
Upholstery possibilities			
	Rectangular modules	Corner modules with lacquered HDF front panel	Corner modules with laminated HDF front panel
Bottom external part	X	X	–
Bottom internal part	–	–	–
Upper external part	X	X	–
Upper internal part	X	–	–

Reception counters are unassembled as standard, except for corner modules with laminated HDF front panel which are fully assembled.

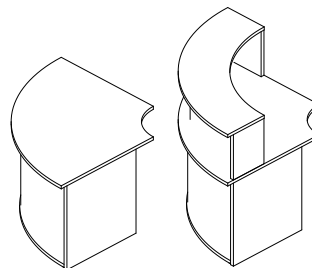
Note: – light grey (MP) and dark grey (MS) colours on both sides lacquered HDF board do not match colours of melamine faced chipboard in platinum (MP) and slate (MS), despite the same colour codes.

2. Product range

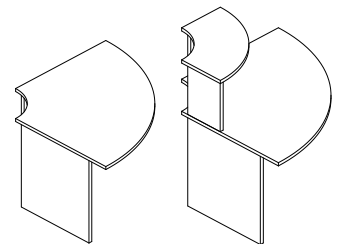
	HEIGHT	
	LOW MODULES	HIGH MODULES
Fixed height	720 mm	1120 mm



Rectangular modules: low and high



External corner modules: low and high



Internal corner modules: low and high

3. Sample order

Product code											Finish code					
Product line	Model	Version	Dimensions			Ø 80 mm cut out position	Upper internal part finish	Upper external part finish	Bottom external part finish			Table top and upper part top	Upper internal part	Upper external part	Bottom external part	Carcass
WNLV	R	H	1	2	8	R	A	B	B	N		BI	NA	T8	T8	NA

The following part of code **WNLVRH128RABBN-BINAT8T8NA** identifies product as:

Velum reception counter (**WNLV**) rectangular table top (**R**), high module (**H**), width 1200 mm (**12**), depth 800 mm (**8**), right Ø 80 mm cut out for: grommet (included) or dedicated media ports (**R**), upper internal part made of melamine faced chipboard MFC (**A**), upper external part upholstered (**B**), bottom external part upholstered (**B**)

The following part of code **WNLVRH128RABBN-BINAT8T8NA** identifies product finishes as:

Table top and upper part top made of melamine faced chipboard (MFC) in white colour (**BI**), upper internal part made of melamine faced chipboard (MFC) in aragon oak colour (**NA**), upper external part upholstered in Lucia YB046 fabric (**T8**), bottom external part upholstered in Lucia YB046 fabric (**T8**), carcass made of melamine faced chipboard (MFC) in aragon oak colour (**NA**)

Tento

1. Cabinets

1.1. Cabinet models

Open cabinet – no doors, shelves are made of melamine faced chipboard (MFC), thickness 18 mm as standard, thickness 25 mm as an option.

Hinged door – doors are made of melamine faced chipboard (MFC), thickness 18 mm. Shelves are made of melamine faced chipboard (MFC), thickness 18 mm as standard, thickness 25 mm as an option. Equipped with lock. Door opening angle is 110° for both versions: hinges without soft-close system, or with soft-close system (available as an option).

Combi – bottom part consists of hinged doors made of melamine faced chipboard (MFC), thickness 18 mm, upper part is open. Shelves are made of melamine faced chipboard (MFC), thickness 18 mm as standard, thickness 25 mm as an option. Equipped with lock. Door opening angle is 110° for both versions: hinges without

soft-close system, or with soft-close system (available as an option).

Wardrobe – hinged doors are made of melamine faced chipboard (MFC), thickness 18 mm. Shelves are made of melamine faced chipboard (MFC), thickness 18 mm as standard, thickness 25 mm as an option. Without lock. Door opening angle is 110° for both versions: hinges without soft-close system, or with soft-close system (available as an option).

Sliding door – doors are made of melamine faced chipboard (MFC), thickness 18 mm. Shelves are made of melamine faced chipboard (MFC), thickness 18 mm as standard, or thickness 25 mm as an option. Equipped with lock.

Tambour door – door is made of polypropylene in alu colour. Shelves are made of melamine faced chipboard (MFC), thickness 18 mm as standard, or thickness 25 mm as an option. Equipped with lock.

Common elements for all types of cabinets

Carcass is made of melamine faced chipboard (MFC), class E1, thickness 18 mm, with edge in glue technology.

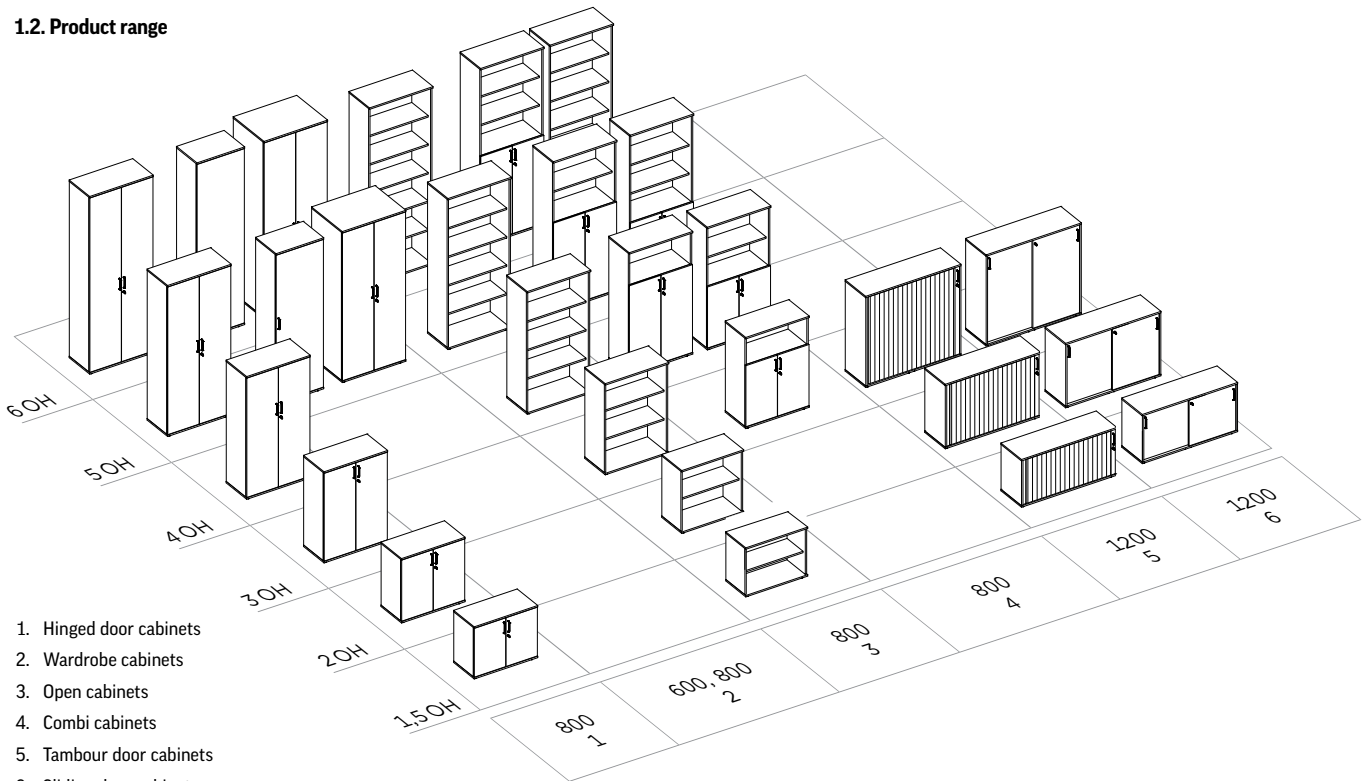
Cabinet back, available in two standards: both sides lacquered (light grey) HDF board, thickness 2.5 mm, or melamine faced chipboard (MFC), thickness 12 mm in the same colour as carcass.

Each cabinet is equipped with black plastic levelling glides, with easy access to adjustment function.

Handles available in following colours: alu, black, white or grey.

All cabinets are unassembled as standard, except for tambour door cabinets which are fully assembled.

1.2. Product range



1.3. Sample order

Product code												Finish code					
Product line	Model		Dimensions			Shelf type	Soft-close system	Back type				Top	Handles	Carcass	Door	Shelves	
	S	W	0	8	5												N
WNN	S	W	0	8	5	N	P	A	N	M	N		BI	00	MS	BI	MS

The following part of code **WNN**SW085NPANMN-B100MSBIMS identifies product as:

Tento (**WNN**) hinged door cabinet (**SW**), width 800 mm (**08**), height 5 OH (**5**), shelves made of melamine faced chipboard (MFC), thickness 18 mm (**P**), standard handles (**A**), without soft-close system (**N**), back made of melamine faced chipboard (MFC), thickness 12 mm (**M**), unassembled (**N**)

00	alu
BI	white
CZ	black
GY	grey

The following part of code WNN**SW**085NPANMN-**B100MSBIMS** identifies product finishes as:

Top made of melamine faced chipboard (MFC) in white colour (**BI**), handles in alu colour (**00**), carcass made of melamine faced chipboard (MFC) in slate colour (**MS**), door made of melamine faced chipboard (MFC) in white colour (**BI**), shelves made of melamine face chipboard (MFC) in slate colour (**MS**)

2. Technical regulations, certificates and quality marks (for selected product configurations)

COBRABID approved compliance with: EN 14073-2.

Sileo

Technical description

Sileo is a comprehensive line of sound-absorbing panels, with Sileo and Sileo S products, designed for an acoustic adaptation of every office. It includes products with different dimensions, thicknesses, application possibilities and assembly methods. By implementing the panels

separately or in configurations, depending on an interior character and needs, a thorough care of the users' acoustic comfort in an office is provided.

Main differences between Sileo and Sileo S models are:

- panel thicknesses (Sileo 58 mm, Sileo S 30 mm),
- possibilities of desk and workbench integration,
- product range.

1. Sileo wall panels

1.1. Single wall panels

Sileo sound-absorbing wall panels are used to reduce echo effect in an office space. Structure is made of chipboard with production waste foam with high acoustic properties, upholstered and pinnable. Total thickness 58 mm.

Panel versions:

horizontal - in following dimensions:

815 × 400 mm, 1215 × 600 mm,

vertical - in following dimensions: 400 × 815 mm, 600 × 1215 mm.

Panel finish options:

- one-colour upholstery,
- two-colour upholstery - 1/3 left side, 2/3 right side (right version),
- two-colour upholstery - 2/3 left side, 1/3 right side (left version).

Panels are assembled to the wall with dedicated brackets, consisting of two parts: one fixed to the panel, the other to be fixed to the wall (screws are not included in fixing kit due to panel-wall assembly requirements).

Sound absorption class: A

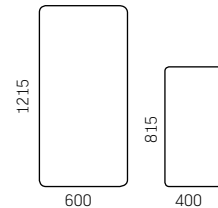
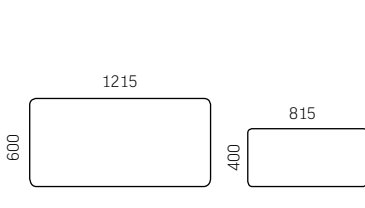
Panels are assembled to the wall with dedicated brackets, consisting of two parts: one fixed to the panel, the other to be fixed to the wall (screws are not included in fixing kit due to panel-wall assembly requirements). Intervals between assembled panels is 10 mm, dedicated assembly template included in set.

1.2. Wall panel arrangements


Arrangement versions:

- arrangement S1 (set of 3 panels) - in following dimensions: 1230 × 815 mm, 1830 × 1215 mm,
- arrangement S2 (set of 4 panels) - in following dimensions: 1645 × 815 mm, 2445 × 1215 mm,
- arrangement S3 (set of 6 panels) - in following dimensions: 2475 × 815 mm, 3675 × 1215 mm,
- arrangement S4 (set of 8 panels) - in following dimensions: 3305 × 815 mm, 4905 × 1215 mm.


1.3. Product range




Arrangement S1-3 panels




Arrangement S3-6 panels



Arrangement S2-4 panels



Arrangement S4-8 panels



2. Sileo ceiling suspended panels

Light, sound-absorbing ceiling suspended panels reduce the reverberation time and improve other acoustic parameters, i.e. reduce the noise level and increase intelligibility of speech. They are an alternative to suspended ceiling, improving acoustic conditions in rooms with open ceilings. Panels are to be assembled to ceiling slabs with dedicated fixing kit, they cannot be assembled to suspended ceilings.

2.1. Suspended panel sets – vertical

Vertical suspended panels are used to divide the office space into particular zones, in both, acoustic and visual way.

Structure is made of pressed polyester fibres, thickness 40 mm, with fabric cover.

Panel versions:

– single panel (SET C1), total height 600 mm,

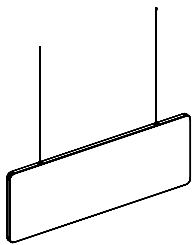
– set of 2 panels of the same dimensions

(SET C2), total height 1350 mm,

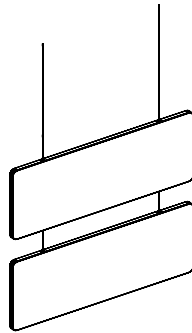
– set of 3 panels of the same dimensions

(SET C3), total height 2100 mm.

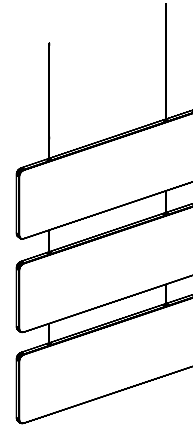
Panels are assembled to ceiling with adjustable steel suspension lines (included), maximum length 3000 mm. Panels in sets are connected with steel lines, length 200 mm. Recommended distance between the panels is 150 mm.



Single panel (SET C1)



Set of 2 panels (SET C2)



Set of 3 panels (SET C3)

2.2. Suspended panel – square island

Structure is made of pressed polyester fibres, thickness 40 mm, with fabric cover.

Panel dimensions:

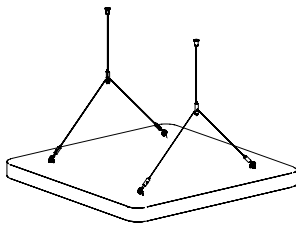
600 × 600 mm

800 × 800 mm

1000 × 1000 mm

1200 × 1200 mm

Panels are assembled to ceiling with adjustable steel suspension lines (included), maximum length 3000 mm.



3. Sileo desks and workbenches upper panels

3.1. Sound-absorbing panel A+ (Absorption+)

is a functional and durable acoustic panel with increased sound-absorbing properties. The panel is a perfect solution for offices based on the open space concept where employees perform different tasks that require cooperation (short meetings, telephone conversations) or concentration (undisturbed individual work). It can also be used to equip workstations in hot desk zones.

Structure – frame is made of plywood and solid wood. Perforated board inside, increasing sound-absorbing properties, covered with polyester non-woven fabric – light, hardly flammable, anti-allergic and eco-friendly material, made of 85 % recycled fibres. Panel upholstered with fabric cover, total thickness 58 mm.

3.2. Sound-isolating panel I+ (Isolation+)

is an acoustic panel with increased sound-isolating properties. Thanks to the combination of sound-absorbing and sound-isolating properties, the panel is a perfect solution for offices where employees perform their work loudly. This solution will also improve work comfort in call centre offices.

Structure – frame is made of plywood and solid wood. Solid board inside, increasing sound-isolating properties, covered with polyester non-woven fabric – light, hardly flammable, anti-allergic and eco-friendly material, made of 85 % recycled fibres. Panel upholstered with fabric cover, total thickness 58 mm.

A+ and I+ panels total height:

- desk panel 660 mm,
- workbench panel 520 mm.

Assembly:

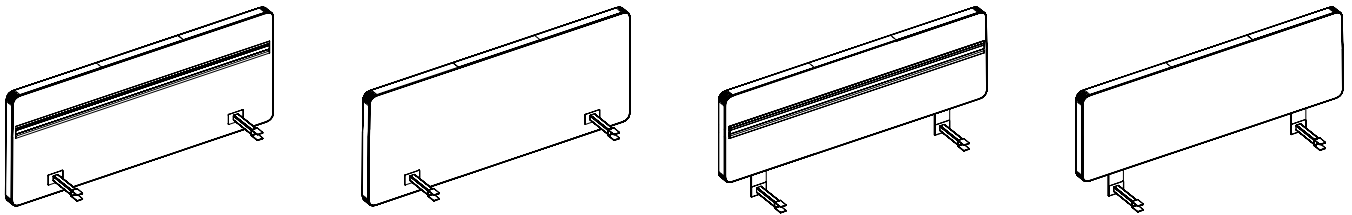
- for SQart desks and workbenches (except for workbench with flap),
- for Play&Work desks and workbenches with U-shape base (except for workbench with height adjustment).

Assembly to desk or workbench frame with dedicated metal brackets.

Brackets finish options: traffic white, white aluminium and black colour.

Organiser strip for hanging accessories, available as an option – on one or both panel sides, in white colour only. Maximum load 10 kg per panel.

3.3. Product range



4. Sileo mobile desk panel (side)

Light panel construction allows for flexible division of desks and workbenches table tops in both, acoustic and functional ways. It can be used as a side panel with metal bracket, to be pulled over table top edge, or as a fully mobile panel after the bracket being removed.

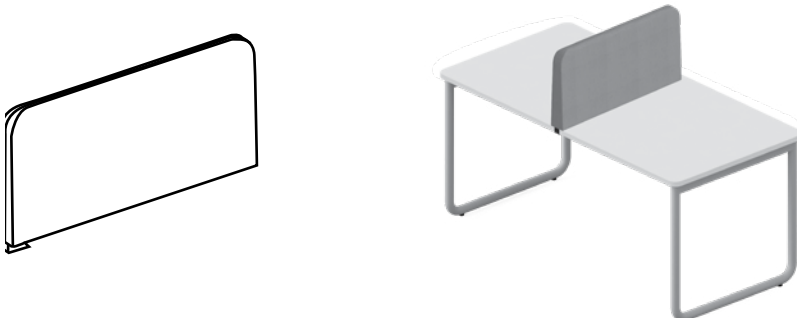
Structure – panel base is made of plywood with a metal weight inside, cut foam, density 40 kg/m³ ensuring panel stability, with fabric cover. Total panel thickness: bottom part 65 mm, tapering upwards. Panel is equipped with removable bracket, to be pulled over table top edge, thickness 25 mm.

Bracket finish options: traffic white, white aluminium and black colour.

Widths:

- 575 mm – for minimum table top depth 600 mm,
- 675 mm – for minimum table top depth 700 mm,
- 775 mm – for minimum table top depth 800 mm.

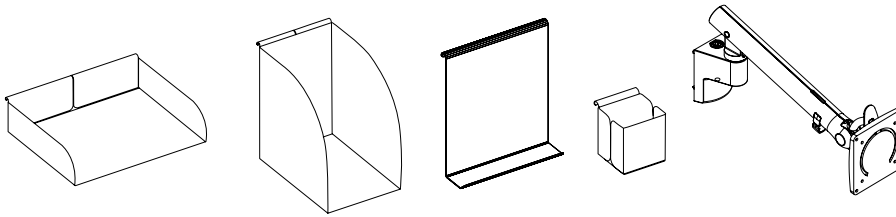

Height (without bracket) – 400 mm.



5. Sileo panel accessory

Dedicated panel accessories for organiser strip:

- horizontal shelf (A4),
- binder box,
- magnetic board with pencil tray,
- pencil box,
- monitor arm FLO.



5. Sileo tower – corner panels

Tower corner panel versions:

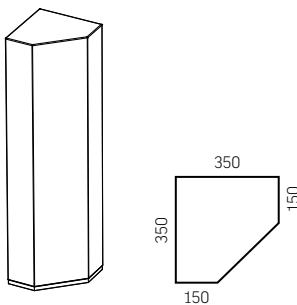
- tower T1 with base shape: irregular pentagon,
- tower T2 with base shape $\frac{1}{4}$ circle.

Structure - base is made of melamine faced chipboard, thickness 25 mm in black colour only, sides made of chipboard with production waste foam inside, with high acoustic properties.

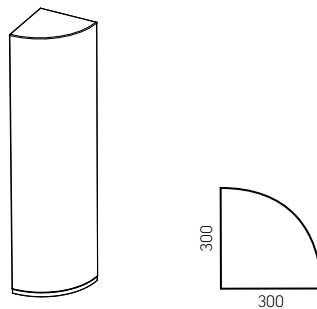
Towers can be used in places with no possibility of implementing other acoustic products, i.e. spaces with small cubature or rooms with glass walls.

Towers height is defined on the basis of acoustic research, and sufficient to absorb sound waves generated in the room while speaking in sitting or

standing position.
Height: 1400, 1600 mm



Sileo Tower T1



Sileo Tower T2

Technical description

7. Sileo S wall panels

7.1. Single wall panels

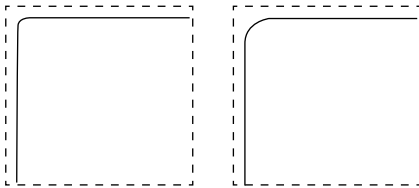
Structure – frame is made of plywood and chipboard at the back with production waste foam, with high acoustic properties, upholstered and pinnable. Total thickness 30 mm.

Panel versions:

- horizontal – dimensions: 815 × 400 mm,
- vertical – dimensions: 400 × 815 mm,
- square – dimensions: 400 × 400 mm, 815 × 815 mm.

Corners shapes:

- angular,
- rounded.



angular

rounded

Panel finish options:

- one-colour upholstery,
- two-colour upholstery – 1/3 left side, 2/3 right side (right version),
- two-colour upholstery – 2/3 left side, 1/3 right side (left version).

Panels are assembled to the wall with dedicated brackets, consisting of two parts: one fixed to the panel, the other to be fixed to the wall (screws are not included in fixing kit due to panel-wall assembly requirements).

One-colour upholstery


Two-colour upholstery

- 1/3 left side, 2/3 right side (right version)

Two-colour upholstery

- 2/3 left side, 1/3 right side (left version)

Vertical
400 × 815 mm






Horizontal
815 × 400 mm



Square
400 × 400 mm



Square
815 × 815 mm



8. Sileo S ceiling suspended panels

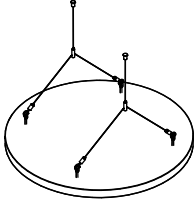
8.1. Suspended panel – round island

Structure is made of HDF board, thickness 6 mm, with production waste foam, with high acoustic properties and fabric cover. Total thickness 30 mm.

Panel dimensions:

- Ø 600 mm,
- Ø 800 mm.

Panels are assembled to the ceiling with adjustable steel suspension lines (included), maximum length 3000 mm.



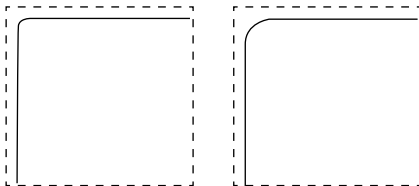
9. Sileo S desks and workbenches upper panels

9.1 Sound-isolating panel I+ (Isolation+)

Structure – wooden frame and HDF board inside, increasing sound-isolating properties, production waste foam, with high acoustic properties. Panel upholstered with fabric cover, pinnable, total thickness 40 mm.

Corners shapes:

- angular,
- rounded.



angular

rounded

Assembly

To desk or workbench frame with dedicated metal brackets:

- SQart desks,
- Play&Work desks with U-shape base,
- CS5040 desks,
- CS5040 workbenches,
- SQart workbenches,
- Play&Work workbenches with U-shape base,
- Play&Work workbenches with H-shape base,
- eModel workbenches with H-shape base.

To table top edge with dedicated metal brackets:

- Play&Work desks with T-shape base,
- eModel desks with T-shape base.

Bracket finish options: traffic white, white aluminium and black colour.

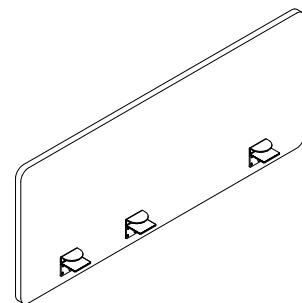
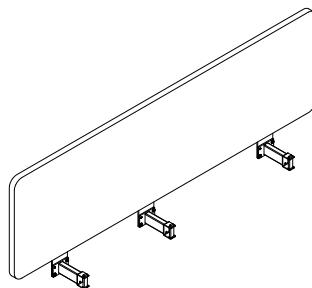
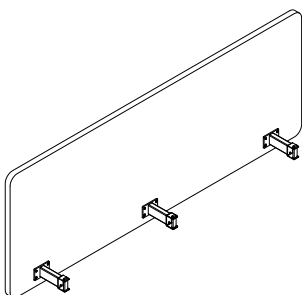
Height:

Desk panels (all types) – 660 mm

Workbench panels:

- SQart – 520 mm,
- CS5040–560 mm,
- Play&Work with U-shape base – 520 mm,
- Play&Work with H-shape base – low 607 mm, high 737 mm,
- eModel with H-shape base – 700 mm.

Note: Simultaneous use of panels assembled to table top edge and horizontal wire trunking is not possible.



Technical description

10. Sileo S office walls

10.1. Single office walls

Structure – made of extruded polystyrene reinforced with metal profiles, covered with foam, thickness 5 mm, upholstered and pinnable. Walls are equipped with metal elements for feet assembly.

Wall versions:

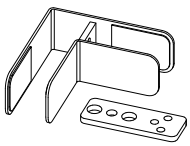
- free-standing (1F) – with two metal feet with leveling glides (fixed wall) or with Ø 30 mm castors with brakes (mobile wall).
- for integration (1I) – with one metal foot with leveling glides on one side of the wall, and metal linking element to be fixed on the other side of the wall to connect walls into arrangements.

Wall connectors

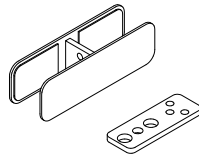
The walls can be linked with dedicated connectors at following angles: 90°, 135°, and into I (linear), T and X arrangements.

Connectors set includes:

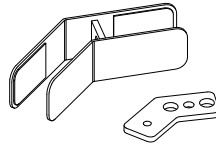
- upper connector, to be pulled over walls edges,
- bottom connector, fixed to metal foot of one wall and metal linking element of next wall/walls in arrangement,
- assembly kit.



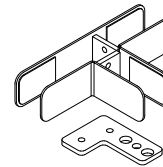
A90



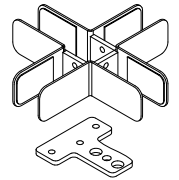
I-Con



A135

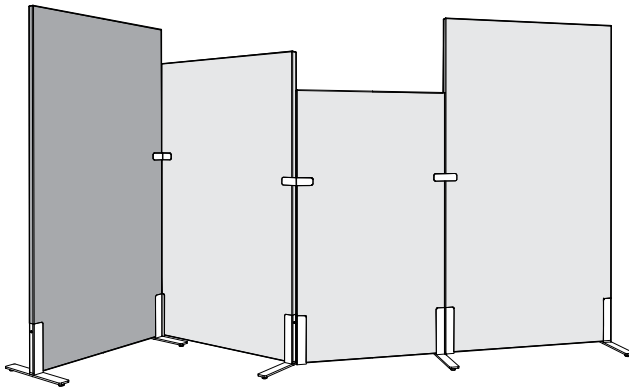


T-con



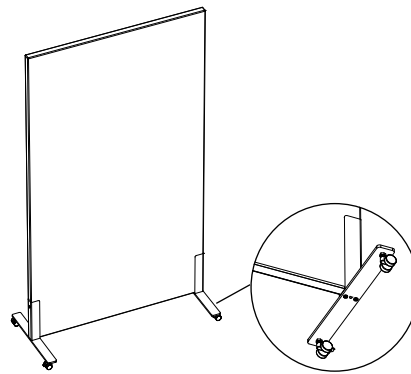
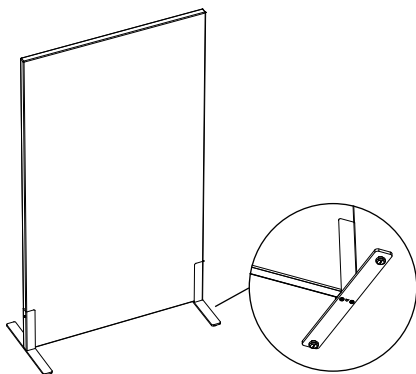
X-con

Note: walls of various heights can be linked, and it is recommended to fix upper connectors in 2/3 height of the lowest wall in arrangement.

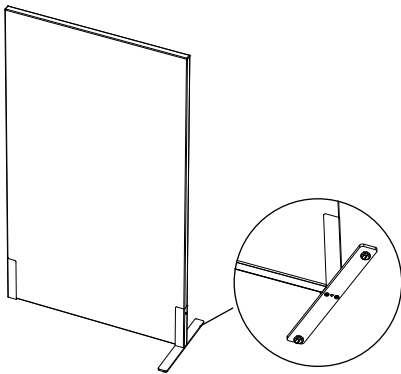


10.2. Product range

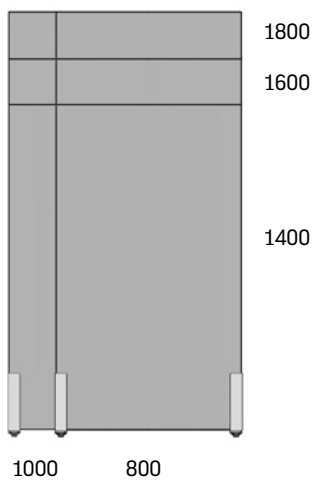
Free-standing walls



Walls for integration

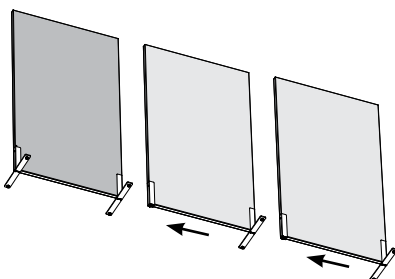


Dimensions [mm]

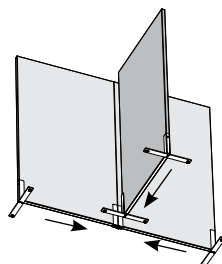


10.3. Office walls arrangement

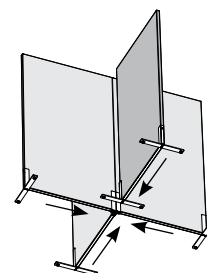
First unit of each arrangement must be free-standing wall (1F) to be extended with walls for integration (1I). In linear and angular arrangements, metal foot of one wall is connected with metal linking element of next wall in arrangement. In arrangements including „T-con” and „X-con” connectors, walls for integration must be ended with foot.



Linear connection „I-con”:
- 1 free-standing wall
- 2 walls for integration



Angular connection „T-con”:
- 1 free-standing wall
- 2 walls for integration



Angular connection „X-con”:
- 1 free-standing wall
- 3 walls for integration

Formo

Technical description

Formo is a line of light, felt decorative products with acoustic properties.

1. Formo wall panel

1.1. Wall panels versions:

- Formo I - panels with irregular pentagon shape, dimensions: 518 × 361 mm, thickness 43 mm,
- Formo II - square panels with 3D pattern, dimensions: 450 × 450 mm, thickness 60 mm,
- Formo III - panel with diamond shape, dimensions: 398 × 675 mm, thickness 43 mm.

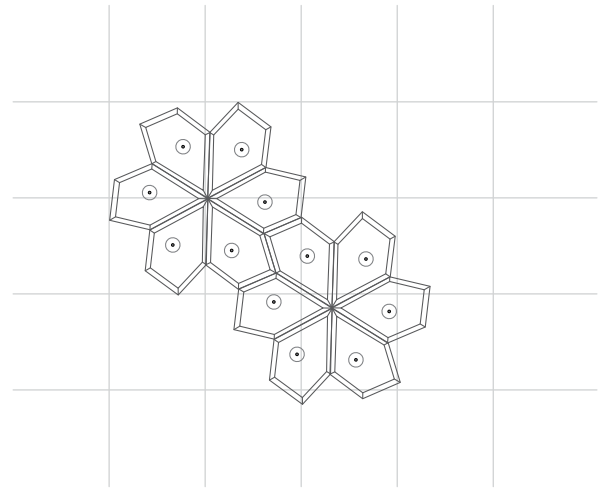
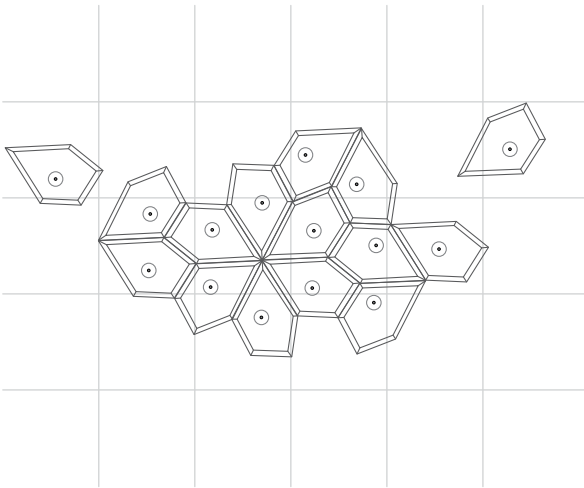
Finish options:

- thermoformed felt,
- thermoformed felt covered with dedicated fabrics: Synergy (Formo I and III), Hush.

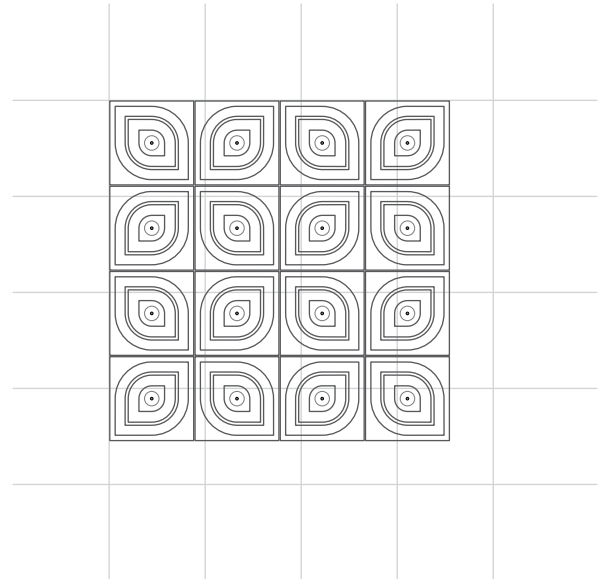
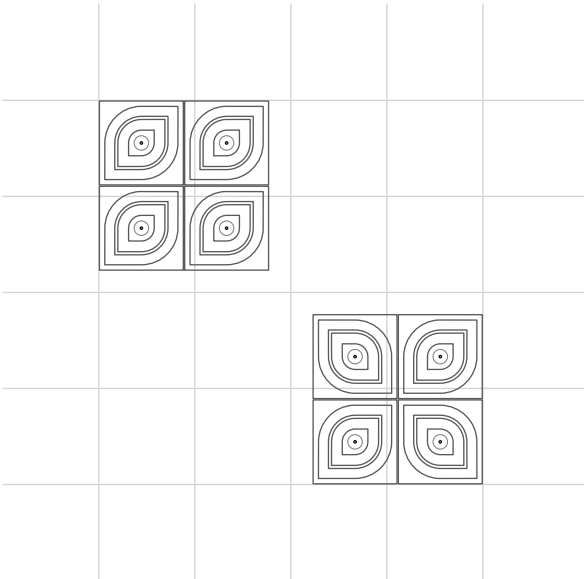
Panels are assembled to the wall with dedicated bracket, consisting of two parts: one permanently fixed to panel, the other to be fixed to the wall (screws are not included in fixing kit due to panel-wall assembly requirements). Both bracket parts are joined with velcro-type fixing.

1.2. Sample arrangements

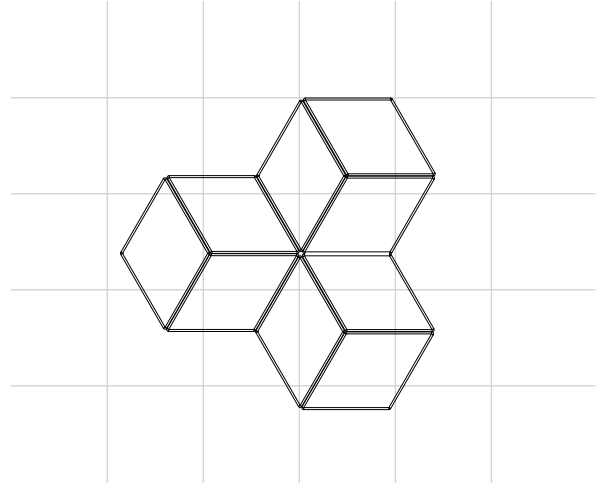
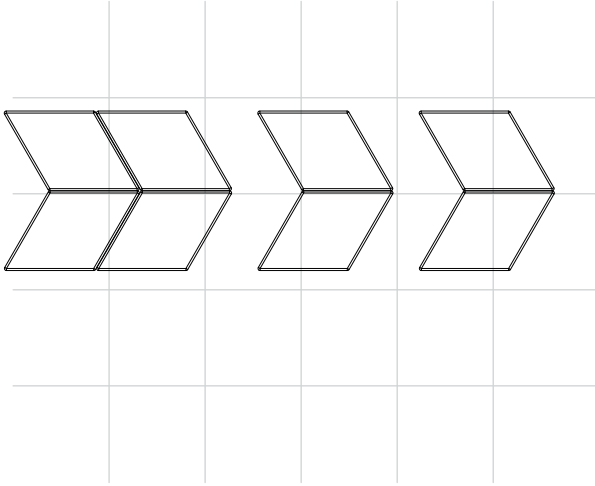
FORMO I



FORMO II



FORMO III



Technical description

2. Formo curtain

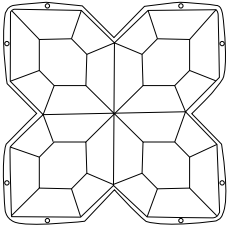
Formo curtains are decorative elements, functioning as informal space dividers.

Curtain module finish options:

- thermoformed felt,
- thermoformed felt laminated with Hush fabric.

Formo curtain can be ordered as:

- complete curtain set, including all necessary components - Formo Curtain I - set,
- separate components (rail, curtain modules in defined sets, rail connectors).



2.1. Formo curtain I - set

Set includes following components:

- 1 aluminium rail powder-coated in white colour, with steel suspension lines,
- ceiling connectors (for ceiling slabs and suspended ceilings),
- curtain modules with connectors, in defined quantity and finish.

Rail types:

- straight, length 1254 mm, max 3 modules width (L1254),
- straight, length 1672 mm, max 4 modules width (L1672),
- straight, length 2090 mm, max 5 modules width (L2090),
- ¼ circle, length 1672 mm, radius 1065 mm, max 4 modules width (R1065).

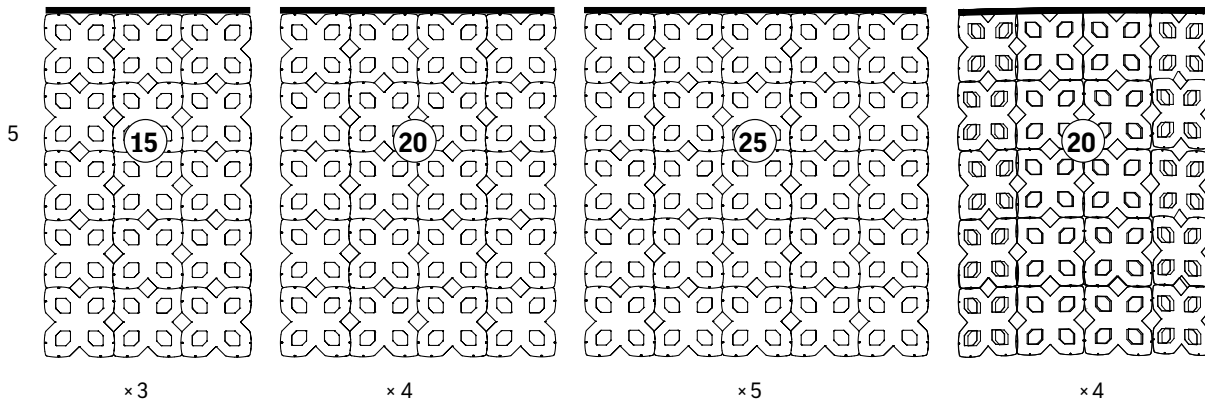
Maximum curtain modules quantity per single rail in particular length:

L1254

L1672

L2090

R1065

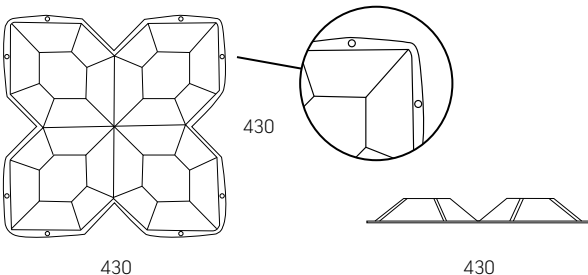


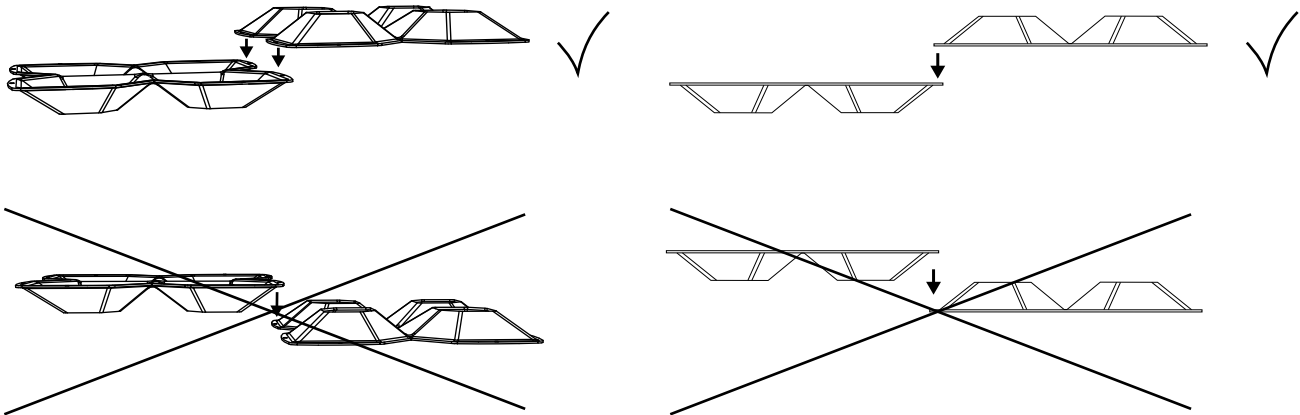
Curtain modules

Curtain module dimensions: height 430 mm, width 430 mm, thickness 3 mm, total depth 48 mm.

Ø 6 mm holes at the module edges, prepared for linking modules with connectors, included in set, 8 pieces per module. Available in black or white colour, defined for whole set.

Curtain modules are to be joined alternately, the neighboring panels must be connected by concave side. It is recommended to use maximum five modules vertically in curtain arrangements.





Finish options:

- thermoformed felt,
 - thermoformed felt covered with Hush fabric
- It is possible to order curtain modules in one up to four different finishes within one curtain set. Maximum number of modules colour combinations per curtain set is four. For each selected colour within one curtain set, number of single modules has to be defined (minimum order of modules in one colour - three pieces).

2.2. Formo I – set of 3, 4, 5 and 10 modules

Each set includes defined number of curtain modules in one selected colour. Module connectors included in set, 8 pieces per module, available in black or white colour, defined for whole set.

2.3. Formo rail

Rail includes following components:

- 1 aluminium rail powder-coated in white colour, with steel suspension lines,
- ceiling connectors (for ceiling slabs and suspended ceilings).

Rail types:

- straight, length 418 mm, max 1 module width (L418),
- straight, length 1254 mm, max 3 modules width (L1254),
- straight, length 1672 mm, max 4 modules width (L1672),
- straight, length 2090 mm, max 5 modules width (L2090),
- ¼ circle, length 1672 mm, radius 1065 mm, max 4 modules width (R1065)

Rail L418 can not be used independently - always as a part of arrangement, by connecting with another rails, using rail connectors.
Rails L1254, L1672, L2090 and R1065 can be

used for creating single curtain as well as connecting into curtain arrangements.

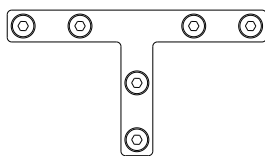
2.4. Formo rail connectors

Rail connectors made of steel powder-coated in white colour, available in following shapes: I-con, T-con, X-con, A13, A15, A18, A22, A30, A90. Connectors allow for linking rails (curtains) in arrangements at various angles.

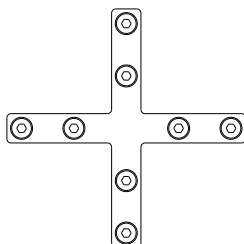
Note: in case of linking two or more rails in angled arrangement (except for I-con used for linear connection), external curtain modules from neighbouring curtains are not linked by module connectors.



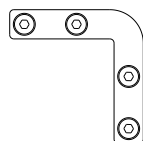
I-con



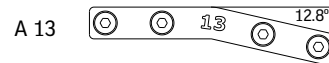
T-con



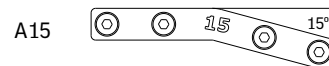
X-con



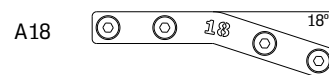
A90



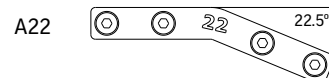
A 13



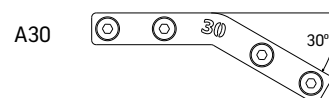
A15



A18



A22



A30

Media

ports

Technical description

Media ports are complementary products dedicated to all furniture lines. Available in wide range of models and configurations, media ports can be implemented in particular desks and workbenches models as well as high and conference tables.

Extended product configuration possibilities make it suitable for various office interiors, i.e. workstations, conference rooms or informal meeting zones. The offer provides new media ports models with possibility of optional,

individual configuration of custom modules in accordance to users needs.

1. Socket types

GE		Austria, Saudi Arabia, Bosnia and Herzegovina, Bulgaria, Croatia, Egypt, Finland, Greece, Holland, Iran, Ireland, Iceland, Israel, Luxembourg, Germany, Norway, Poland, Portugal, Romania, Spain, Sweden, Slovenia, Turkey, Hungary
FR		Saudi Arabia, Belgium, Czech Republic, France, Monaco, Poland, Russia, Slovakia
GB		Cyprus, Dubai, Iraq, Ireland, India, Malta, United Kingdom
CH13		Switzerland

2. Glossary

RJ (registered jack) connectors – standardised connectors for telecommunication cables. Standard describes type of plugs and sockets, and is presented i.e. RJ-45.
CAT – category of data connection technology. Category CAT6 (class E) performance is defined for frequencies up to 250 MHz (1 GB).
HDMI (High Definition Multimedia Interface) Interface for picture and sound data transmission

in HDTV and HD television systems. It enables full digital transmission of video and digital sound up to eight channels. Includes HDCP digital copy-protection system.
MINIATURE JACK – 3.5 mm jack socket for audio signals transmission (e.g. from laptop or PC to loudspeakers).
USB (Universal Serial Bus)
 USB is used for data transmission between electronic devices by cable.

USB Charger (type A, type C – quick charge) – USB power supply.
VGA – Video Graphics Array
 Refers to computer graphic standards that define specific combinations of image resolution and number of colours as well as repeat frequency. The 15-pole VGA socket is used for image signals transmission (i.e. from laptop or PC monitor to a projector, VGA switch box etc.)

Technical description

3. Applicability matrix

		DESK2 3M, DESK2 4M WITH FIXING BRACKETS*	DESK2 3M, DESK2 4M WITH 2 SHESIVE PLASTIC SOCKETS	POWER FRAME		NETBOX				
						TURN COMFORT		LINE		POINT
				3M	4M	3M	4M	4M	5M	1M D180
		Assembly	on table top	into table top cut out						
Easy Space	Rectangular desks, round and square legs		•	•						•
	Rectangular desks, C-legs with modesty panel		•	•						•
	Rectangular desks, C-legs with metal beam	•	•							
	L-shape desks, round and square legs	•	•	•						•
	L-shape desks, C-legs with modesty panel	•	•	•						•
	L-shape desks, C-legs with metal beam	•	•							
	Rectangular conference tables, round and square legs			•	•	•	•	•	•	•
	Round conference tables, round and square legs			•		•		•		•
	Barrel-shape conference tables, round and square legs			•	•	•	•	•	•	•
eModel	Desks	•	•	•						•
	Workbenches	•	•	•						•
	Conference tables									•
Play&Work	Free-standing desks, U-legs	•	•							•
	Free-standing desks, T-legs		•							•
	Free-standing workbenches, U-legs		•							•
	Free-standing workbenches, H-legs	•	•							•
	Desks U-leg for integration with cabinet		•							•
	Workbenches for integration with cabinets, U-legs		•							•
	Desks for integration with sideboard, U-leg	•	•							•
	High tables for integration with cabinet, U-leg	•	•							•
CS5040	Desks with fixed table tops	•	•	•						•
	Workbenches with fixed table tops		•	•						•
	Conference tables			•	•	•	•	•		•
	High meeting tables			•	•	•	•	•		•
Levitare	Desks with fixed table tops		•							•
	Desks with sliding table tops		•							•
	Workbenches with fixed table top		•							•
	Workbenches with sliding table top		•							•
	Conference tables				•					•
	High meeting tables – free-standing									•
	High meeting tables – modular									•
	Meeting tables, round table tops									•

* Media port Desk 2 assembly possibilities have been confirmed only with panels dedicated to particular furniture line i.e Play&Work panels with Play&Work desks

Technical description

		PIXEL 1M DI80	POWERDOT 1M DI80	PLUTO 1M DI80	WIRELESS CHARGER MINIBATT FS80 DI80	EVOLINE 5M DI103, EVOLINE 6M DI103	NETBOX M 4M	PROTON SINGLE 1M, PROTON DOUBLE 2M	STEP 4M**
		Assembly	into table top cut out				under table top		
Easy Space	Rectangular desks, round and square legs	•	•		•				•
	Rectangular desks, C-legs with modesty panel				•				•
	Rectangular desks, C-legs with metal beam								•
	L-shape desks, round and square legs	•	•		•				•
	L-shape desks, C-legs with modesty panel				•				•
	L-shape desks, C-legs with metal beam								•
	Rectangular conference tables, round and square legs	•	•		•				
	Round conference tables, round and square legs	•	•		•				
	Barrel-shape conference tables, round and square legs	•	•		•				
eModel	Desks	•	•		•				•
	Workbenches	•	•		•				•
	Conference tables				•				
Play&Work	Free-standing desks, U-legs	•	•		•				•
	Free-standing desks, T-legs	•	•		•				•
	Free-standing workbenches, U-legs				•				•
	Free-standing workbenches, H-legs				•				•
	Desks U-leg for integration with cabinet	•			•				•
	Workbenches for integration with cabinets, U-legs				•				•
	Desks for integration with sideboard, U-leg				•				•
	High tables for integration with cabinet, U-leg	•	•	•	•				
CS5040	Desks with fixed table tops	•	•		•				•
	Workbenches with fixed table tops	•	•		•				•
	Conference tables	•	•	•	•				•
	High meeting tables	•	•	•	•				•
Levitare	Desks with fixed table tops	•			•				•
	Desks with sliding table tops	•			•		•		•
	Workbenches with fixed table top	•			•				•
	Workbenches with sliding table top	•			•		•		•
	Conference tables	•	•	•	•				•
	High meeting tables – free-standing	•	•	•	•				•
	High meeting tables – modular	•	•	•	•				•
	Meeting tables, round table tops	•	•	•	•				•

** Media port Step in Levitate not applicable to felt horizontal wire trunking

Technical description

		DESK2 3M, DESK2 4M WITH FIXING BRACKETS*	DESK2 3M, DESK2 4M WITH 2 ADHESIVE PLASTIC SOCKETS	POWER FRAME		NETBOX				
				3M	4M	TURN COMFORT		LINE		POINT
						3M	4M	4M	5M	1M DI80
Assembly		on table top		into table top cut out						
SQart Workstation	Desks with fixed table tops		•	•						
	Desks with sliding table tops		•							
	Workbenches for linear connection, fixed table tops		•	•						
	Workbenches for linear connection, sliding table tops		•							
	Conference tables				•		•		•	
	High meeting tables									•
	Workbenches		•							
SQart Managerial	Desks – not applicable to table tops in veneer			•						
CX3200	Rectangular table tops	•				•		•		•
	Square table tops	•								•
	90° 1/4 circle table tops									
	90° 1/4 circle table tops with intercut					•		•		•
	1/4 ellipse table tops with intercut					•		•		•
	120° table tops with intercut					•		•		•
	60° both sides rounded table tops									•
	45° back sides rounded table tops									•
	45° both sides rounded table tops					•		•		•
	30° both sides rounded table tops					•		•		•
	Sail-shape table tops					•		•		•
Convenio	Conference mobile tables	•								
	High meeting tables slab-end legs				•		•	•		•
Filb	Conference tables	•								
eRange	Desks, slab-end legs									
	Desks, T-legs with electric height adjustment									•
	Desks for integration with sideboard slab-end legs									
	Conference tables								•	
Velum	Reception modules									•

* Media port Desk 2 assembly possibilities have been confirmed only with panels dedicated to particular furniture line i.e Play&Work panels with Play&Work desks

Technical description

		PIXEL 1M DI80	POWERDOT 1M DI80	PLUTO 1M DI80	WIRELESS CHARGER MINIBATT FS80 DI80	EVOLINE 5M DI103, EVOLINE 6M DI103	NETBOX M 4M	PROTON SINGLE 1M, PROTON DOUBLE 2M	STEP 4M**
		Assembly	into table top cut out				under table top		
SQart Workstation	Desks with fixed table tops								•
	Desks with sliding table tops								•
	Workbenches for linear connection, fixed table tops								•
	Workbenches for linear connection, sliding table tops								•
	Conference tables								•
	High meeting tables	•	•	•	•				•
	Workbenches								•
SQart Managerial	Desks – not applicable to table tops in veneer								•
CX3200	Rectangular table tops				•				
	Square table tops				•				
	90° 1/4 circle table tops								
	90° 1/4 circle table tops with intercut				•				
	1/4 ellipse table tops with intercut				•				
	120° table tops with intercut				•				
	60° both sides rounded table tops				•				
	45° back sides rounded table tops				•				
	45° both sides rounded table tops				•				
	30° both sides rounded table tops				•				
	Sail-shape table tops				•				
Convenio	Conference mobile tables								
	High meeting tables slab-end legs	•			•				•
Filib	Conference tables								
eRange	Desks, slab-end legs						•		
	Desks, T-legs with electric height adjustment	•			•				•
	Desks for integration with sideboard slab-end legs						•		
	Conference tables					•			
Velum	Reception modules	•	•		•				

Media Ports



Media port Desk 2 - 3 modules

MEDIAPORT DESK2 3M

- Assembly:
 - pulled over table top edge (for thickness 10-40 mm) with fixing brackets (included),
 - on table top, with additional 2 adhesive plastic sockets and tesa Powerstrips (to be ordered separately)
- Width depending on power socket standard
- Sockets in black colour only, media port colour to be selected
- All cables included

Media port Desk 2 - 4 modules

MEDIAPORT DESK2 4M

- Assembly:
 - pulled over table top edge (for thickness 10-40 mm) with fixing brackets (included),
 - on table top, with additional 2 adhesive plastic sockets and tesa Powerstrips (to be ordered separately)
- Width depending on power socket standard
- Custom module available in various configurations to be selected for empty power strip slot
- Sockets in black colour only, media port colour to be selected
- All cables included

Media port Power Frame - 3 modules

MEDIAPORT POWER FRAME 3M

- Assembly: into table top cut out
- Frame dimensions: 241 x 73 mm, colour to be selected
- Power strip in black colour only (dimensions 221 x 53 mm), tool-free click assembly into frame
- Custom module available in various configurations to be selected for empty power strip slot
- All cables included

Media port Power Frame - 4 modules

MEDIAPORT POWER FRAME 4M

- Assembly: into table top cut out
- Frame dimensions: 284 x 73 mm, colour to be selected
- Power strip in black colour only (dimensions 264 x 53 mm), tool-free click assembly into frame
- Custom module available in various configurations to be selected for empty power strip slot
- All cables included

Media Ports



Media port Netbox Turn Comfort - 3 modules

MEDIAPORT NETBOX TURN COMFORT 3M

- Assembly: into table top cut out
- Media port rotates by pressing the button
- Dimensions: 281.5 x 109 mm
- Sockets in black colour only
- All cables included



Media port Netbox Turn Comfort - 4 modules

MEDIAPORT NETBOX TURN COMFORT 4M

- Assembly: into table top cut out
- Media port rotates by pressing the button
- Dimensions: 334.5 x 109 mm
- Sockets in black colour only
- All cables included



Media port Netbox Line - 4 modules

MEDIAPORT NETBOX LINE 4M

- Assembly: into table top cut out
- Dimensions: 274.2 x 84 mm
- Sockets in black colour only
- All cables included



Media port Netbox Line - 5 modules

MEDIAPORT NETBOX LINE 5M

- Assembly: into table top cut out
- Dimensions: 327.2 x 84 mm
- Sockets in black colour only
- All cables included

Media Ports



Media port Netbox Point - 1 module

MEDIAPORT NETBOX POINT 1M DI80

- Assembly: into table top cut out \varnothing 80 mm
- Socket in black colour only
- All cables included



Media port Pixel - 1 module

MEDIAPORT PIXEL 1M DI80

- Assembly: into table top cut out \varnothing 80 mm
- All cables included



Media port Powerdot - 1 module

MEDIAPORT POWERDOT 1M DI80

- Assembly: into table top cut out \varnothing 80 mm
- Adjustable in 3 levels
- All cables included



Media port Pluto - 1 module

MEDIAPORT PLUTO 1M DI80

- Assembly: into table top cut out \varnothing 80 mm
- All cables included

Media Ports



Wireless charger miniBatt Fs80

WIRELESS CHARGER MINIBATT FS80 DI80

- Assembly: into cut out \varnothing 80 mm
- Standard Qi: version 1.2
- Compatible with all Qi wireless devices, including iPhone 8 / 8plus, iPhone X or Samsung and Qi receivers (fast charge with 10W maximum output)
- Input: DC 5V – 2.0 A, 9V – 1.67A
- Output: DC 5V – 1.0A, 9V 1.1A
- Charge distance: 0-8 mm
- Micro USB cable and power supply adapter (included)
- Applicability matrix on p. [582-585](#)

Adapter miniBatt dual PowerRING

ADAPTER MINIBATT DUAL POWER RING

- Adapter to charge any mobile device wirelessly with microUSB 5p or with Apple connector
- Standard Qi: version 1.2
- Charging method: induction
- LED indicator included (to show when devices is ready to charge)
- Wireless Charging distance up to 0,43 inches (11 mm) WPC Mode
- 5V Dual mode reciver: Qi 1.1,2 and PMA
- High efficiency for fast charging

Media port EVOLine Port - 5 modules

MEDIAPORT EVOLINE 5M DI130



- Assembly: into table top cut out \varnothing 103 mm
- Pulled out media port
- Sockets in black colour only
- All cables included

Media port EVOLine Port - 6 modules

MEDIAPORT EVOLINE 6M DI130

- Assembly: into table top cut out \varnothing 103 mm
- Pulled out media port
- Sockets in black colour only
- All cables included

Media Ports



Media port Netbox M - 4 modules

MEDIAPORT NETBOX M 4M

- Assembly: into eRange table top carcass, access via metal cable outlet with brush 240 x 100 mm (included in set with media port)
- Dimensions: 285 x 60 mm
- Sockets in black colour only
- All cables included

Media port Proton Single - 1 module

MEDIAPORT PROTON SINGLE 1M

- Assembly: into Levitate felt second storage level organiser
- Dimensions: 63 x 60 mm
- Sockets in black colour only
- All cables included

Media port Proton Double - 2 modules

MEDIAPORT PROTON DOUBLE 2M

- Assembly: into Levitate felt second storage level organiser
- Dimensions: 116 x 60 mm
- Sockets in black colour only
- All cables included

Media port Step - 4 modules

MEDIAPORT STEP 4M

- Assembly: into horizontal wire trunkings
- Width depending on power socket standard
- Sockets in black colour only, aluminium profile
- Custom module available in various configurations to be selected for empty power strip slot
- All cables included