

Sand

Technical description

Sand is a system of space-dividing upholstered walls. Thanks to their diversity, the models from the Sand line allow for furnishing many different zones in an office space.

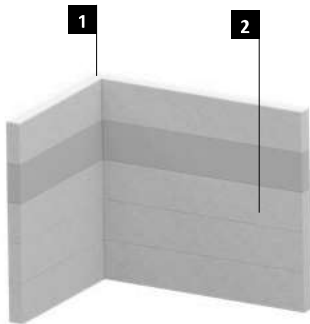
The line comprises a few basic models of various dimensions that aid in creating diverse and functional arrangements adjusted to the needs of a particular office.

Walls

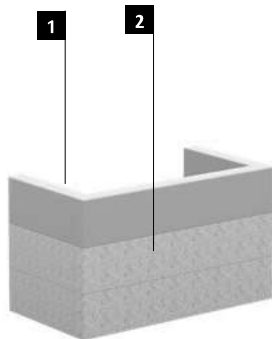
The 150 mm thick Sand wall is made of chipboard covered with hardly flammable polyurethane foam of 35 kg/m³ density and an upholstery fabric.

The wall cover is made of 18 mm thick melamine faced chipboard.


The Sand walls can be integrated with high tables or upholstered benches in the arrangements with low tables.



- 1 Cover – melamine faced chipboard 18mm
- 2 Levels (3, 4 or 5)



- 1 Cover – melamine faced chipboard 18mm
- 2 Levels (3, 4 or 5)



- 1 Sand wall
- 2 Sand high table with a chipboard leg
- 3 Sand bench, left and right
- 4 Sand low table with a metal leg

Benches

The bench carcass is made of plywood and 18 mm thick chipboard. The benches are covered with hardly flammable polyurethane foam of 35 kg/m³ density and an upholstery fabric made of natural wool. The bench sides are made of melamine faced chipboard.

Low table with a metal leg

The Sand table top with a metal leg is made of 25 mm thick melamine faced chipboard. The metal leg with a 70 × 70 mm square diameter is powder-coated.



- 1 Bench side – 18mm thick chipboard
- 2 Bench seat and backrest – upholstered
- 3 Metal leg with a 70×70mm
- 4 Table top made of 25mm thick melamine faced chipboard

High table with slab-end leg

Sand table top and base made of melamine faced chipboard (MFC), thickness 50 mm.

Pouffes

The pouffes are made of expanded polystyrene and a carcass made of 25 mm thick chipboard covered with foam and upholstery. The pouffes are available as mobile versions (with castors) and stationary versions (with feet).

Reception walls

Reception wall consists of single units (empty inside), total thickness 150 mm. Each of them is made of melamine faced chipboard (MFC), thickness 18 mm, covered with fire retardant foam, thickness 6 mm, density 35 kg/m³, upholstered. Wall top is made of melamine faced chipboard (MFC), thickness 18 mm. Levelling in range of 20 mm.

Note: to complete an arrangement, dedicated sizes of desks, belonging to each furniture line, should be ordered separately – details in price list.

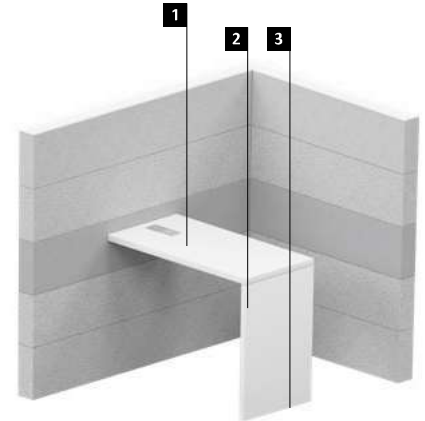
Accessories

Fixed handle

Fixed tilting holder Athletic Intended for self-assembly with screws. Dedicated for assembly of 23-37" computer and TV screens, with a maximum load capacity of 18 kg. Tilting angle adjustment up to 7 degrees.

VESA compliance:

- VESA 75 × 75
- VESA 100 × 100
- VESA 200 × 100
- VESA 200 × 200
- VESA 300 × 200
- VESA 300 × 300



- 1 Table top made of 50mm thick laminated cellular board
- 2 50mm thick chipboard leg
- 3 Levelling feet

Media ports

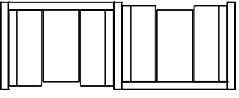
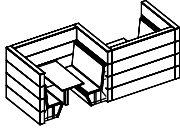
Media ports – available in various types and configurations, to be ordered separately, see **media ports price list**.

Sample order

When creating a Sand model name, you have to give information about its features according to the table below.

To make it easier, next to each model in the pricelist there is a ready-to-use name with empty fields that need to be completed according to a given legend. Particular modules or equipment

of particular modules are separated with the "/" symbol. Modules are numbered from left to right.

Model	Description	Basic price (EUR)	
		Upholstery price group	
		4	5
 	SAND W12-3 Wall (4/4 L/L ①/① ② ② ② ② ③) Bench (2/2 ④/④ ⑤/⑤) Table (L/L ⑥/⑥ ⑦/⑦ ⑧/⑧)	13999	16108

- ① Media
- ② Upholstery type and colour (wall)
- ③ Wall cover colour
- ④ Bench upholstery type and colour
- ⑤ Bench finish colour
- ⑥ Type and orientation of an electric port in a table
- ⑦ Table top colour
- ⑧ Table base colour



SAND W12-3 WALL (4/4 L/L 0/0 CUZ1Y|CUZ1Y|CUZ1E|CUZ1E BI)
 BENCH (2/2 CUZ1R|CUZ1R BI/BI)
 TABLE (L/L 0/0 BI/BI NA/NA)

SAMPLE SAND WALL CONFIGURATION						
	model version	number of levels (counting from the bottom)	integration with a table	electric port/screen handle	colours	wall cover colour
Available options			L – low H – high	0 – without a port MP10 – rectangular cut out for media port Netbox Turn Comfort 3M	colours of particular levels including the upholstery type	colour from the available palette of finishes
Component name	W12-3	WALL (4/4)	L/L	0/0	CUZ1Y CUZ1Y CUZ1E CUZ1E	BI)
Full name (notation) of a module	SAND W12-3 WALL (4/4 L/L 0/0 CUZ1Y CUZ1Y CUZ1E CUZ1E BI)					

SAMPLE BENCH CONFIGURATION			
	model version	colours	colours (bench)
Available options		colours of particular levels including the upholstery type	colour from the available palette of finishes
Component name	2/2	CUZ1R CUZ1R	BI
Full name (notation) of a module	BENCH (2/2 CUZ1R CUZ1R BI/BI)		

SAMPLE TABLE CONFIGURATION				
	table type	electric port type	table top colour	base colour (low table)
Available versions	L – low H – high	0 – without a port MP2 – Ø 80 mm cut out for; grommet – not included or dedicated media port MP10 – rectangular cut out for media port Netbox Turn Comfort 3M	colour from the available finishes *high table available only in white	colour from the available finishes *high table available only in white
Component name	L/L	0/0	BI/BI	NA/NA
Full name (notation) of a module	TABLE (L/L 0/0 BI/BI NA/NA)			