

SCHEDA TECNICA

Moduli reception lineari e angolari realizzati in truciolare da 25 mm di spessore rivestito da carta melaminica a bassa emissione di formaldeide CARB P2 con bordi perimetrali in ABS in tinta. I moduli ad angolo sono tagliati a 45° sul lato lungo ed uniti mediante apposita ferramenta a 90°.

Per le parti frontali sono disponibili elementi in vetro temperato extrachiaro acidato o verniciato bianco.

Si possono aggiungere a richiesta delle strip led da fissare al frontale e interruttore touch a scomparsa.

La mensola è composta da un pannello orizzontale in p. 300 mm e un pannello verticale h. 425 mm tagliati sul lato lungo a 45° e uniti mediante staffe e apposita ferramenta a 90°.

Piani melaminici: realizzati in truciolare da 25 mm di spessore rivestito da carta melaminica a bassa emissione di formaldeide CARB P2 e bordati perimetralmente con bordo abs arrotondato.

TECHNICAL DESCRIPTION

Linear and angular reception elements made of chipboard th mm 25 coated with melamine paper with low formaldehyde emission CARB P2 with ABS anti-shock perimeter edge th mm 2 color matched.

Corner elements are cut to 45° on the long side and joined at 90° by specific hardware.

Safety frosted extraclear glass or white painted glass elements are available for front modules.


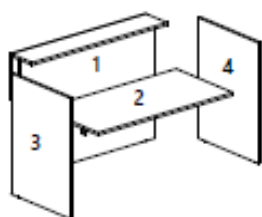
Led strip to be fixed to front elements can be supplied on demand with retractable touch switch

Shelf is composed by an horizontal panel depth mm 300 and one vertical panel height mm 425 cut to 45° on the long side and joined at 90° by brackets and specific hardware.

Melamine worktops are made of chipboard th mm 25 coated with melamine paper with low formaldehyde emissions CARB P2 with perimeter rounded ABS edge.

LODGE ESEMPI DI COMPOSIZIONE

Examples of composition / Exemples de composition
Beispiel für die Zusammensetzungen / Ejemplos de composición



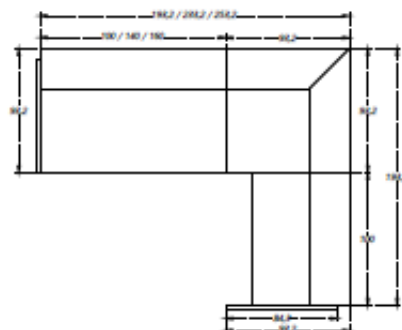
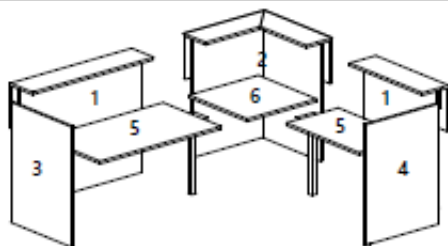
L 100	100	93,2	113
L 140	140	93,2	113
L 160	160	93,2	113

1 - Frontale bancone lineare / Straight front module / Façade linéaire / Lineare Frontalelement / Elemento frontal lineal

2 - Piano scrivania completo di staffe / Desk top complete of brackets / Plateau complet d'étriers / Schreibtisch mit Halterungen/ Escritorio completo con

3 - Fianco di chiusura sx / Left closure panel / Coté de fermeture gauche / Linke Schließendeseite / Cierre lateral izquierdo

4 - Fianco di chiusura dx / Right closure panel / Coté de fermeture droit / Rechte Schließendeseite / Cierre lateral derecho



L 193,2	193,2	193,2	113
L 233,2	233,2	193,2	113
L 253,2	253,2	193,2	113

1 - Frontale bancone lineare / Straight front module / Façade linéaire / Lineare Frontalelement / Elemento frontal lineal

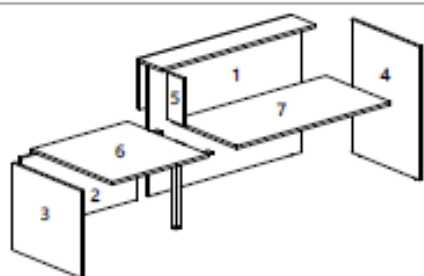
2 - Frontale bancone angolo/ Corner front module / Façade d'angle / Ecke Frontalelement / Elemento frontal de angulo

3 - Fianco di chiusura sx / Left closure panel / Coté de fermeture gauche / Linke Schließendeseite / Costado lateral izquierdo

4 - Fianco di chiusura dx / Right closure panel / Coté de fermeture droit / Rechte Schließendeseite / Costado lateral derecho

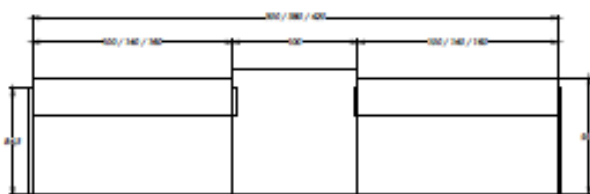
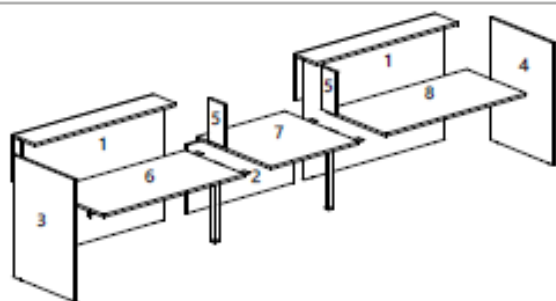
5 - Piano partenza / Starting top / Plateau initial / Erstplatte / Plano inicial

6 - Piano terminale / Final top / Plateau final / Endeplatte / Plano final



L 200	200	93,2	113
L 240	240	93,2	113
L 260	26	93,2	113


- 1 - Frontale bancone lineare / Straight front module / Façade linéaire / Lineare Frontelement / Elemento frontal lineal
 2 - Frontale bancone per zona disabili / Front module for disabled / Façade espace PMR / Frontelement für Behinderte / Elemento frontal para discapapa
 3 - Fianco di chiusura sx / Left closure panel / Coté de fermeture gauche / Linke Schließendeseite / Cierre lateral izquierdo
 4 - Fianco di chiusura dx / Right closure panel / Coté de fermeture droit / Rechte Schließendeseite / Cierre lateral derecho
 5 - Fianco di chiusura per frontale zona disabili / Closure panel for front module disabled area / Coté de fermeture pour façade espace PMR
 Schliessendeseite für Frontelement Behinderte Bereich / Costado lateral elemento frontal para área discapacitados
 6 - Piano partenza disabili / Starting top for disabled / Plateau initial PMR / Ersteplatte für den Behindertenbereich / Plano inicial para área discapacitada
 7 - Piano terminale / Final top / Plateau final / Endeplatte / Plano final



L 300	300	93,2	113
L 380	380	93,2	113
L 420	420	93,2	113

- 1 - Frontale bancone lineare / Straight front module / Façade linéaire / Lineare Frontelement / Elemento frontal lineal
 2 - Frontale bancone per zona disabili / Front module for disabled / Façade espace PMR / Frontelement für Behinderte / Elemento frontal para discapapa
 3 - Fianco di chiusura sx / Left closure panel / Coté de fermeture gauche / Linke Schließendeseite / Costado lateral izquierdo
 4 - Fianco di chiusura dx / Right closure panel / Coté de fermeture droit / Rechte Schließendeseite / Costado lateral derecho
 5 - Fianco di chiusura per frontale zona disabili / Closure panel for disabled area / Coté de fermeture pour PMR zone /
 Verschlussseite für die Vorderseite des Behindertenbereichs / Parte del cierre para el frente de la área discapacitados
 6 - Piano partenza / Starting top / Plateau initial / Ersteplatte / Plano inicial
 7 - Piano intermedio zona disabili / Intermediate top for disabled / Plateau intermédiaire PMR / Zwischenplatte für den Behindertenbereich / Plano intermedio p
 8 - Piano terminale / Final top / Plateau final / Endeplatte / Plano final

FINITURE MATERIALI
 FINISHING / FINITIONS
 FINISH / ACABADOS

 Weeks

 2

 4

 4

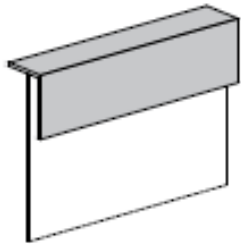
M2

M4

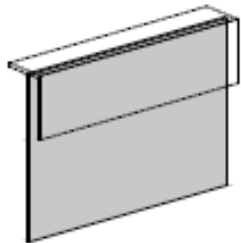
ETA

ECL

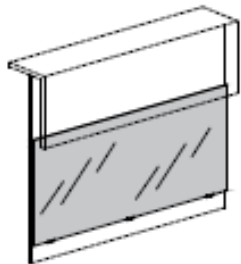
M MENSOLA
 Shelf / Etagere
 Regal / Estante



F FRONTALE
 Front element / Facade
 Vorderelement / Frontal



V FRONTALE VETRO
 Glass front element / Facade verre
 Glas vorderelement / Frontal de vidrio



P PIANO
 Worktop / Plateau
 Platte / Plano

